

# CMMS STATISTICS REPORT 2006

JUNE 2007

Available on the  
Department's website:  
[www.agriculture.gov.ie](http://www.agriculture.gov.ie)

**Passport/Cattle Identity Card**  
An Roinn Talmhaíochta agus Bia  
Department of Agriculture and Food, Ireland.

Tag No. IE 0012121 1 1253  
Sex FEMALE  
Date of Issue of Card 09/04/2003  
Date of Birth 03 APR 2003  
Breed FR  
L.D. Code of Dam IE141623770131  
Name & Address of Owner/Keeper of Head of Herd: MR. JOHN FARMER, THE FARM, GLENROE, CO. WICKLOW  
Herd No. Z9999999  
Special Beef Premium Eligibility/Status (for Official use): BULL PREMIUM FROM 04/04/2005  
OR FROM DATE OF CALVING (IF EARLIER)  
Certificate of Tuberculosis Testing: I certify that this animal passed the test indicated below and that no animal failed the test.  
FOLD CARD INWARDS ON THE LINE ONLY  
Veterinary Surgeon

**National Bovine Animal Birth Registration Service**  
Application for:  
(1) Birth Registration and (2) Passport / Cattle Identity Card.  
Tag No. IE 00-12121-1 1253  
Sex of Animal: Male  Female   
Breed of Dam: FR  
Date of Birth of Animal: 03 04 2003  
Breed of Sire: FR  
Dam Eartag No: 141623770131  
AI Code:   
\* Select Breed code only from Official List  
Declaration of Owner/Keeper of Herd in which the animal was born: I hereby declare the detail given is true and correct.  
Signature:   
Date: 5/4/03  
Tick if calf is stillborn

00-12121-1  
1253

00-12121-1  
1253



THE DEPARTMENT OF  
AGRICULTURE & FOOD  
AN ROINN TALMHAÍOCHTA AGUS BIA

All rights reserved. No part of this publication may be reproduced, stored in a retrieval system, or transmitted in any form or by any means, electronic, mechanical, recording or otherwise without acknowledgement of the source.

© NBAS Division 2007

# CONTENTS

<b>Chapter 1 - calf birth registration data</b>	<b>5</b>
Calf Births 2006 by Month	7
Calf Births 2006 by Month and by Gender	7
Calf Births 2006 by County	8
Calf Births 2006 by County, by Gender and by Sire Type	9
Number of Calves per Breeding Herd	10
Total Number of Beef and Dairy Calves by County	11
Percentage Calving of Dairy Cows by County	12
Percentage Calving of Beef Cows by County	13
Calf Births 2006 by Month and Sire Type	14
Calf Births 2006 by Month, Gender and Sire Type	14
Calf Births 2006 by Month and by Breed of Dam	15
Sire Selection for Beef Dams	16
Sire Selection for Dairy Dams	16
Breed Composition of 2006 Born Calves	17
Cattle Imports 2006 by Country of Origin and Gender	18
Cattle Imports 2006 by Country of Origin and Breed	18
<b>Chapter 2 - movement data</b>	<b>19</b>
Mart Movements 2006 by Month and by Gender	20
Age Breakdown of Mart Movements For Beef Cattle by month and by gender	21
Age Breakdown of Mart Movements For Dairy Cattle by month and by gender	22
Farm to Farm Movements 2006 by Month and by Gender	23
Age Breakdown of Farm to Farm Movements For Beef Cattle by month and by gender	24
Age Breakdown of Farm to Farm Movements For Dairy Cattle by month and by gender	25
All Cattle Movements by Month and by Type	26
All Cattle Movements by Month and by Gender	27
<b>Chapter 3 - disposal of cattle</b>	<b>29</b>
Overall Summary of Cattle Disposals and On Farm Deaths 2006	30
Cattle Disposals in Export Approved Slaughter Plants 2006	31
Age Profile of Factory Slaughtering 2006 for Beef Cattle by month and by gender	32
Age Profile of Factory Slaughtering 2006 for Dairy Cattle by month and by gender	32
Cattle Disposals in Local Authority Licensed Abattoirs 2006	33
Age Profile of Abattoir Slaughtering 2006 for Beef Cattle by month and by gender	34
Age Profile of Abattoir Slaughtering 2006 for Dairy Cattle by month and by gender	34
On Farm Deaths 2006 by month and by gender	35
Age Profile of On Farm Deaths 2006 for Male Beef cattle by month	36

# CONTENTS

Age Profile of On Farm Deaths 2006 for Female Beef cattle by month	36
Age Profile of On Farm Deaths 2006 for Male Dairy cattle by month	37
Age Profile of On Farm Deaths 2006 for Female Dairy cattle by month	37
Stillborn Calves 2006 by month and by gender	38
Stillborn Calves 2006 by month and by gender and sire type	38
Live Exports 2006 by month and by gender	39
Age Profile of Live Exports 2006 for Beef Cattle by month and by gender	40
Age Profile of Live Exports 2006 for Dairy Cattle by month and by gender	41
Destination of Live Exports	42
Age Profile of Live Exports 2006 by Breed	42
Destination of Live Exports by Age	43
<b>Chapter 4 - national herd data</b>	<b>45</b>
Age Profile of Live Herd at 31/12/2006 by gender	46
Age Profile of Live Herd at 31/12/2006 by county	47
Age Profile of Live Herd at 31/12/2006 by Breed	48
Profile of Live Herd at 31/12/2006 by county and by breed code	49
Profile of Herd Size at 31/12/2006	50
Imported Animals in the Live Herd at 31/12/2006	51
Bovine Population 2006	52
<b>Chapter 5 - suppliers of CMMS data 2006</b>	<b>53</b>
Livestock Marts	54
Local Authority Abattoirs	55
Approved Export Points	57
Licensed Knackeries	58
Export Approved Meat Plants	59
<b>APPENDIX</b>	<b>60</b>

# CHAPTER 1



calf birth registration data

Chapter 1 calf birth registration data

**Passport/Cattle Identity Card**  
An Roinn Talmhaíochta agus Bia, Department of Agriculture and Food, Ireland.

Tag No. **IE 0012121 1 1253**

Date of Birth: **03 APR 2003** / **03/04/2003** | Breed: **FR** | Sex: **FEMALE** | Date of Issue of Card: **09/04/2003**

LD. Code of Dam: **IE141623770131**

Name & Address of Owner/Keeper of Herd of Birth-Origin: **MR. JOHN FARMER, THE FARM, GLENROE, CO. WICKLOW**

Special Beef Premium Eligibility/Status: **NOT ELIGIBLE FOR SPECIAL BEEF PREMIA**

Certificate of Tuberculosis Testing: **FOLD CARD INWARDS ON THIS LINE ONLY**

**National Bovine Animal Birth Registration Service**

Application for: (1) Birth Registration and (2) Passport / Cattle Identity Card.

Tag No. **IE 00-12121-1 1253**

Sex of Animal: Male  Female  (Please tick one box)

Breed of Dam: **FR** | Date of Birth of Animal: **03 04 2003** (Day Month Year)

Breed of Sire: **FR** | Dam Eartag No.: **141623770131**

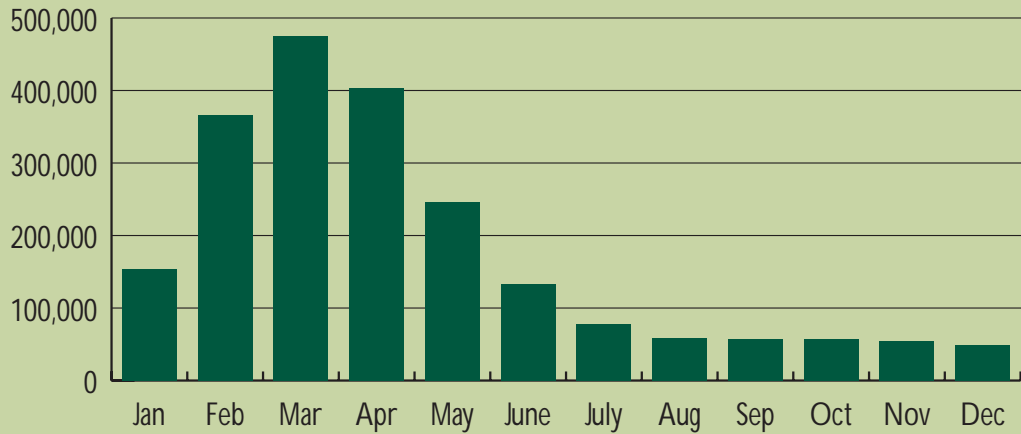
AI Code:     (If known)

Signature: *[Signature]* | Date: **5/4/03**



# SECTION 1

## Calf Births 2006 by Month



## Calf Births 2006 by Month and by Gender

	Male	Female	Total
JANUARY	76,573	76,696	153,269
FEBRUARY	186,262	179,256	365,518
MARCH	244,940	230,366	475,306
APRIL	208,039	195,290	403,329
MAY	126,486	119,684	246,170
JUNE	68,454	64,709	133,163
JULY	40,011	38,518	78,529
AUGUST	30,070	28,959	59,029
SEPTEMBER	28,794	28,067	56,861
OCTOBER	29,142	28,202	57,344
NOVEMBER	27,520	26,586	54,106
DECEMBER	24,805	23,833	48,638
<b>TOTAL</b>	<b>1,091,096</b>	<b>1,040,166</b>	<b>2,131,262</b>

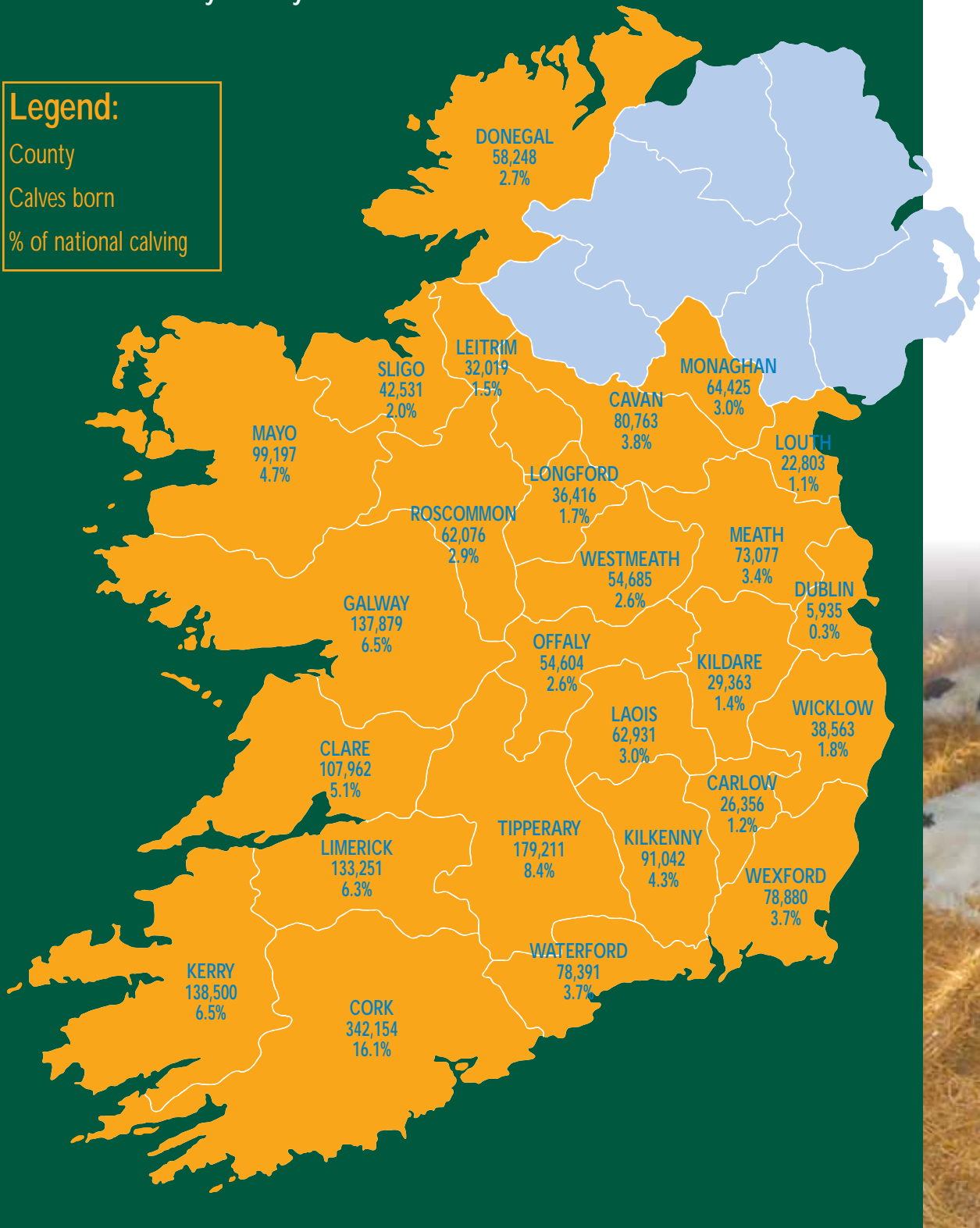


# SECTION 1

Calf Births 2006 by County

**Legend:**

- County
- Calves born
- % of national calving



## SECTION 1

### Calf Births 2006 by County, by Gender and by Sire Type

COUNTY	Calves born to a beef bull			Calves born to a dairy bull			Overall Total	% of total
	Male	Female	Total	Male	Female	Total		
CARLOW	10,972	10,556	21,528	2,415	2,413	4,828	26,356	1.2
CAVAN	33,541	31,892	65,433	7,806	7,524	15,330	80,763	3.8
CLARE	49,596	47,343	96,939	5,655	5,368	11,023	107,962	5.1
CORK	108,589	101,294	209,883	67,332	64,939	132,271	342,154	16.1
DONEGAL	25,383	24,455	49,838	4,271	4,139	8,410	58,248	2.7
DUBLIN	2,399	2,330	4,729	618	588	1,206	5,935	0.3
GALWAY	64,577	62,038	126,615	5,764	5,500	11,264	137,879	6.5
KERRY	50,045	47,507	97,552	20,883	20,065	40,948	138,500	6.5
KILDARE	12,166	11,621	23,787	2,911	2,665	5,576	29,363	1.4
KILKENNY	32,922	31,536	64,458	13,475	13,109	26,584	91,042	4.3
LAOIS	25,133	23,879	49,012	6,989	6,930	13,919	62,931	3.0
LEITRIM	15,873	15,226	31,099	459	461	920	32,019	1.5
LIMERICK	47,103	43,762	90,865	21,555	20,831	42,386	133,251	6.3
LONGFORD	17,110	16,244	33,354	1,566	1,496	3,062	36,416	1.7
LOUTH	8,006	7,713	15,719	3,592	3,492	7,084	22,803	1.1
MAYO	47,127	44,943	92,070	3,564	3,563	7,127	99,197	4.7
MEATH	26,661	25,023	51,684	10,877	10,516	21,393	73,077	3.4
MONAGHAN	25,838	24,447	50,285	7,415	6,725	14,140	64,425	3.0
OFFALY	23,199	22,237	45,436	4,619	4,549	9,168	54,604	2.6
ROSCOMMON	30,800	29,471	60,271	880	925	1,805	62,076	2.9
SLIGO	20,240	19,264	39,504	1,561	1,466	3,027	42,531	2.0
TIPPERARY	63,974	61,340	125,314	27,311	26,586	53,897	179,211	8.4
WATERFORD	26,182	25,137	51,319	13,746	13,326	27,072	78,391	3.7
WESTMEATH	23,908	22,496	46,404	4,176	4,105	8,281	54,685	2.6
WEXFORD	29,758	28,138	57,896	10,633	10,351	20,984	78,880	3.7
WICKLOW	15,785	14,789	30,574	4,136	3,853	7,989	38,563	1.8
<b>TOTAL</b>	<b>836,887</b>	<b>794,681</b>	<b>1,631,568</b>	<b>254,209</b>	<b>245,485</b>	<b>499,694</b>	<b>2,131,262</b>	

## Chapter 1 calf birth registration data

## SECTION 1

## Number of Calves per Breeding Herd

COUNTY	No of Breeding Herds	1 - 10	11 - 24	25 - 49	50 - 74	75 +
CARLOW	1,038	324	291	272	107	44
CAVAN	4,034	1,556	1,328	840	222	88
CLARE	5,292	1,812	1,927	1,179	290	84
CORK	9,436	1,934	2,195	2,823	1,544	940
DONEGAL	4,575	2,980	1,034	370	119	72
DUBLIN	265	131	58	41	23	12
GALWAY	9,426	4,881	2,885	1,293	281	86
KERRY	5,500	1,928	1,556	1,205	538	273
KILDARE	1,143	455	268	252	91	77
KILKENNY	2,539	427	613	839	464	196
LAOIS	2,070	509	578	600	231	152
LEITRIM	2,874	1,730	904	208	26	6
LIMERICK	4,129	1,080	979	1,087	654	329
LONGFORD	1,975	776	741	357	72	29
LOUTH	818	284	204	178	100	52
MAYO	8,378	5,023	2,511	689	112	43
MEATH	2,446	774	644	561	274	193
MONAGHAN	3,149	1,196	1,030	647	217	59
OFFALY	2,201	746	616	558	193	88
ROSCOMMON	4,323	2,132	1,494	582	96	19
SLIGO	3,169	1,726	1,028	333	62	20
TIPPERARY	5,061	1,017	1,156	1,590	825	473
WATERFORD	1,773	301	336	490	354	292
WESTMEATH	2,218	737	673	537	181	90
WEXFORD	2,501	619	621	746	335	180
WICKLOW	1,388	417	423	323	137	88
<b>TOTAL</b>	<b>91,721</b>	<b>35,495</b>	<b>26,093</b>	<b>18,600</b>	<b>7,548</b>	<b>3,985</b>



# SECTION 1

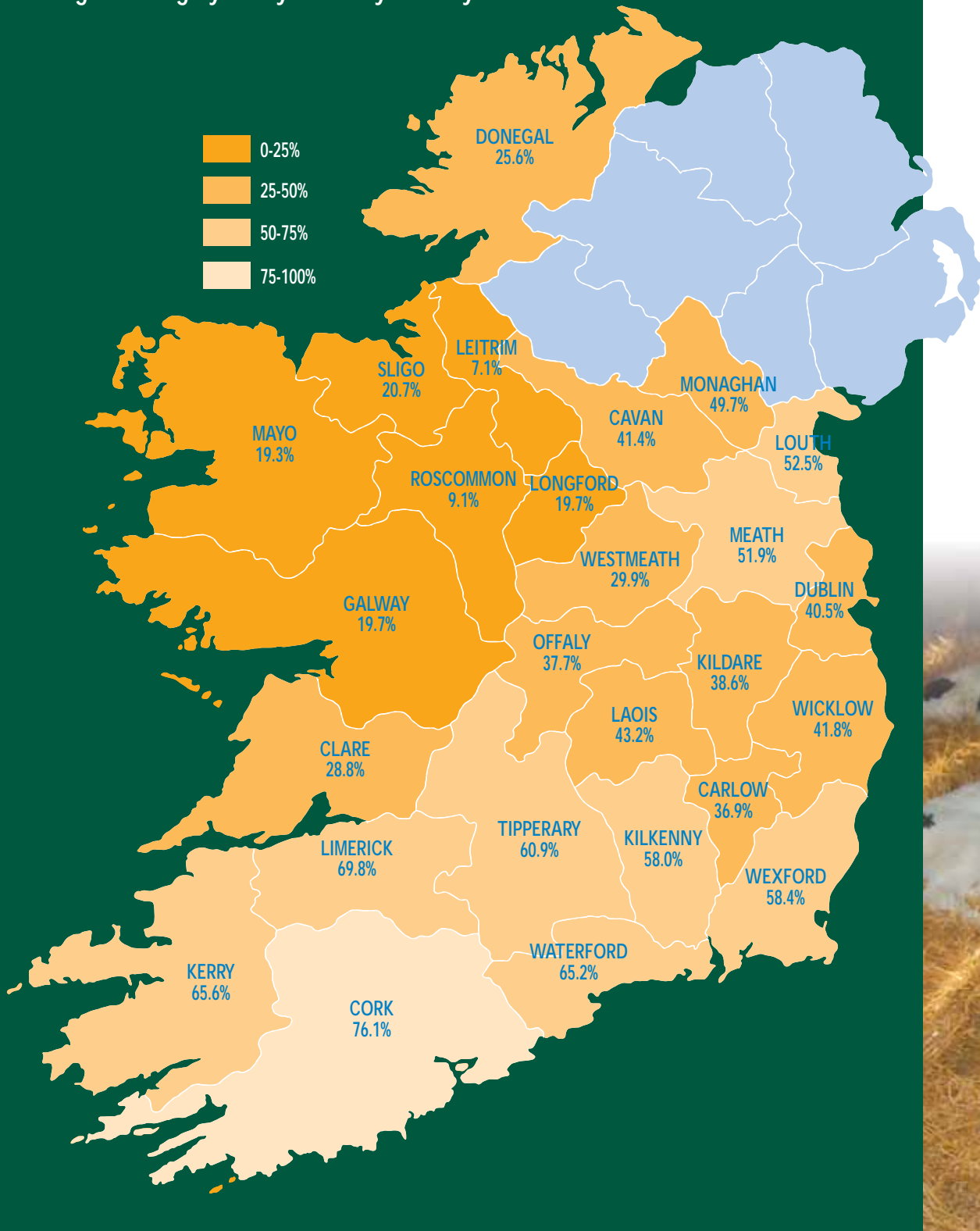
## Total Number of Beef\* and Dairy\* Calves by County

COUNTY	Total Calves	Beef Calves	% Beef	Dairy Calves	% Dairy
CARLOW	26,356	16,624	63.1	9,732	36.9
CAVAN	80,763	47,357	58.6	33,406	41.4
CLARE	107,962	76,919	71.2	31,043	28.8
CORK	342,154	81,941	23.9	260,213	76.1
DONEGAL	58,248	43,335	74.4	14,913	25.6
DUBLIN	5,935	3,531	59.5	2,404	40.5
GALWAY	137,879	110,701	80.3	27,178	19.7
KERRY	138,500	47,604	34.4	90,896	65.6
KILDARE	29,363	18,028	61.4	11,335	38.6
KILKENNY	91,042	38,247	42.0	52,795	58.0
LAOIS	62,931	35,714	56.8	27,217	43.2
LEITRIM	32,019	29,751	92.9	2,268	7.1
LIMERICK	133,251	40,279	30.2	92,972	69.8
LONGFORD	36,416	29,227	80.3	7,189	19.7
LOUTH	22,803	10,826	47.5	11,977	52.5
MAYO	99,197	80,085	80.7	19,112	19.3
MEATH	73,077	35,150	48.1	37,927	51.9
MONAGHAN	64,425	32,392	50.3	32,033	49.7
OFFALY	54,604	34,025	62.3	20,579	37.7
ROSCOMMON	62,076	56,410	90.9	5,666	9.1
SLIGO	42,531	33,734	79.3	8,797	20.7
TIPPERARY	179,211	70,008	39.1	109,203	60.9
WATERFORD	78,391	27,298	34.8	51,093	65.2
WESTMEATH	54,685	38,346	70.1	16,339	29.9
WEXFORD	78,880	32,785	41.6	46,095	58.4
WICKLOW	38,563	22,425	58.2	16,138	41.8
<b>TOTAL</b>	<b>2,131,262</b>	<b>1,092,742</b>	<b>51.3</b>	<b>1,038,520</b>	<b>48.7</b>

\* For the purpose of this table beef and dairy calves are defined by breed of dam.

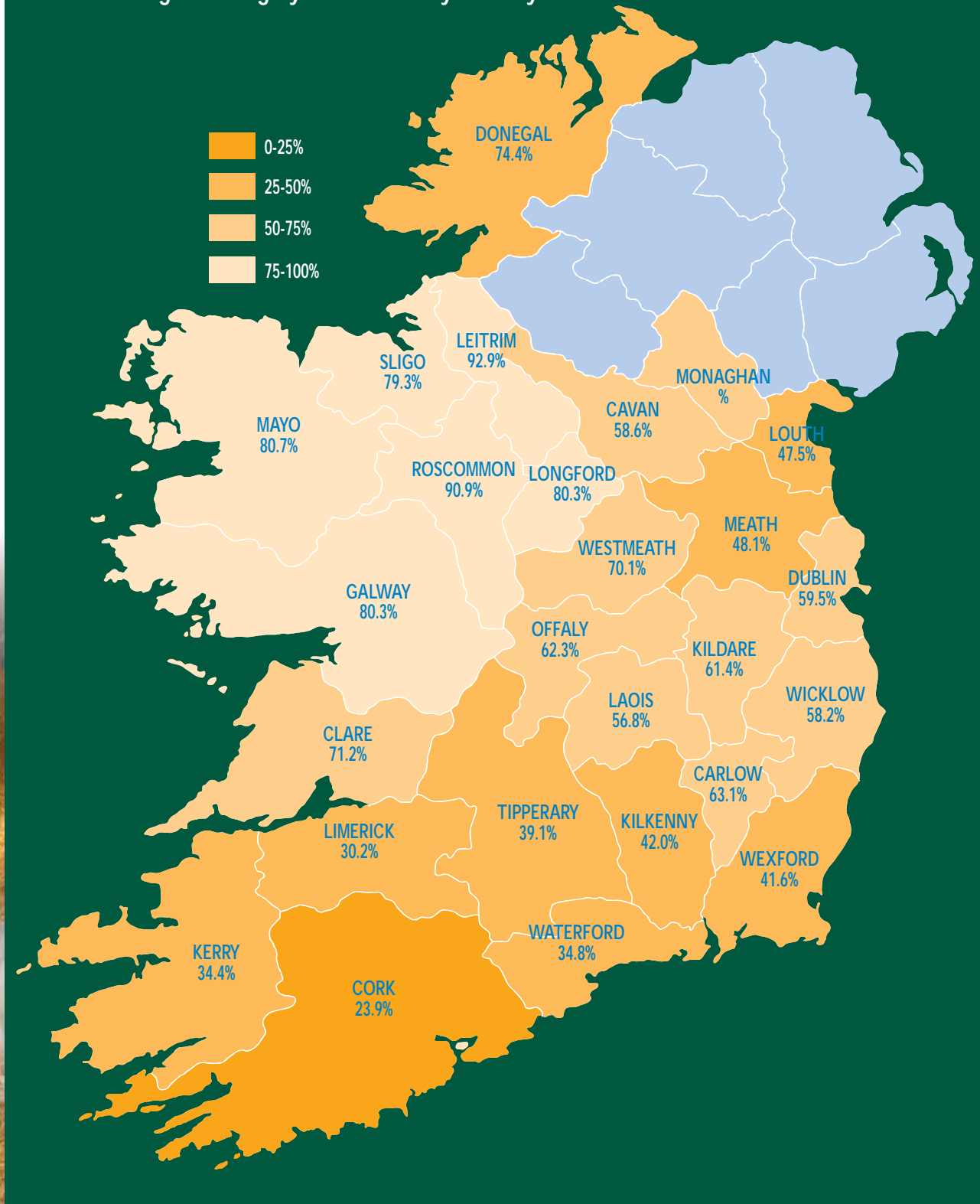
# SECTION 1

Percentage Calving by Dairy Cows by County



# SECTION 1

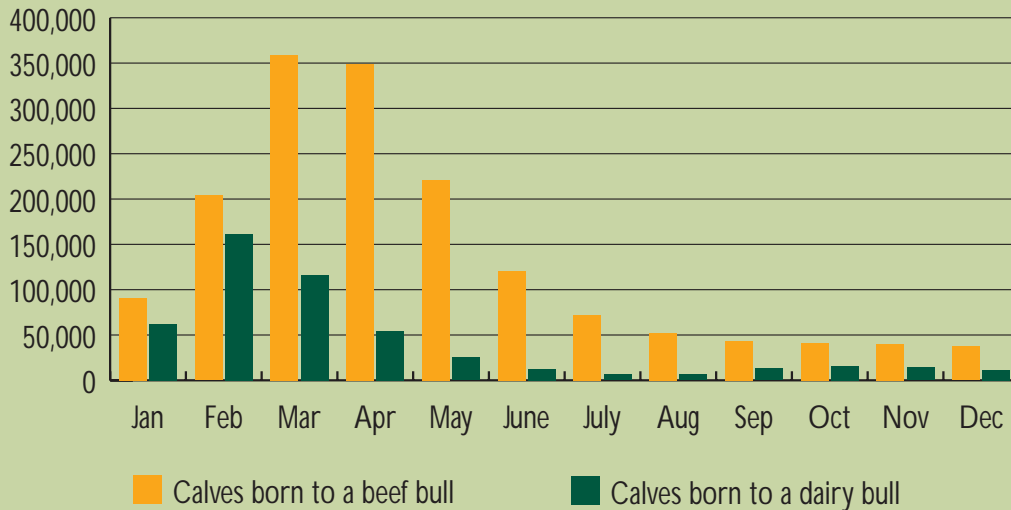
Percentage Calving by Beef Cows by County



Chapter 1 calf birth registration data

## SECTION 2

### Calf Births 2006 by Month and Sire Type



### Calf Births 2006 by Month, Gender and Sire Type

	Calves born to a Beef Bull			Calves born to a Dairy Bull			Total
	Male	Female	Total	Male	Female	Total	
JANUARY	46,389	44,713	91,102	30,184	31,983	62,167	153,269
FEBRUARY	103,931	99,886	203,817	82,331	79,370	161,701	365,518
MARCH	184,463	174,393	358,856	60,477	55,973	116,450	475,306
APRIL	180,054	169,054	349,108	27,985	26,236	54,221	403,329
MAY	113,721	107,396	221,117	12,765	12,288	25,053	246,170
JUNE	62,175	58,674	120,849	6,279	6,035	12,314	133,163
JULY	36,883	35,160	72,043	3,128	3,358	6,486	78,529
AUGUST	26,741	25,669	52,410	3,329	3,290	6,619	59,029
SEPTEMBER	22,210	21,481	43,691	6,584	6,586	13,170	56,861
OCTOBER	20,973	20,219	41,192	8,169	7,983	16,152	57,344
NOVEMBER	20,209	19,726	39,935	7,311	6,860	14,171	54,106
DECEMBER	19,138	18,310	37,448	5,667	5,523	11,190	48,638
<b>TOTAL</b>	<b>836,887</b>	<b>794,681</b>	<b>1,631,568</b>	<b>254,209</b>	<b>245,485</b>	<b>499,694</b>	<b>2,131,262</b>



Calf Births 2006 by Month and by Breed of Dam

	FR	LM	CH	SI	HE	AA	BB	SH	MO	Other*	SA	BA	RB	MY	JE	Total
Jan	86,754	15,714	14,171	10,503	8,480	7,244	3,682	1,988	1,840	719	461	421	679	385	228	153,269
Feb	251,892	23,549	21,973	17,194	14,538	12,481	5,696	3,529	6,213	2,070	822	559	2,282	1,122	1,598	365,518
Mar	249,596	51,487	48,937	32,337	30,159	27,026	11,251	7,829	7,068	2,116	1,510	1,182	1,958	1,356	1,494	475,306
Apr	159,272	59,566	57,633	33,124	31,820	29,601	12,159	8,487	4,835	1,504	1,597	1,311	1,002	811	607	403,329
May	84,308	39,213	40,255	20,980	21,219	19,974	7,912	5,829	2,477	915	1,019	899	451	445	274	246,170
Jun	42,568	21,238	23,703	11,693	12,267	11,002	4,548	3,041	1,156	520	464	434	141	225	163	133,163
Jul	21,979	13,631	14,731	7,313	7,744	6,681	2,849	1,907	596	250	336	316	79	65	52	78,529
Aug	15,673	10,988	10,875	5,898	5,754	4,953	2,174	1,305	442	250	257	283	45	69	63	59,029
Sep	20,619	9,681	8,543	5,019	4,457	3,970	1,894	901	488	282	294	370	116	113	114	56,861
Oct	23,942	9,695	7,299	4,927	3,755	3,484	1,667	820	589	288	267	343	86	100	82	57,344
Nov	22,244	8,849	7,167	4,851	3,683	3,332	1,662	780	522	206	263	325	72	98	52	54,106
Dec	17,810	8,412	6,820	4,928	3,426	3,291	1,704	733	481	240	292	306	81	78	36	48,638
<b>Total</b>	<b>996,657</b>	<b>272,023</b>	<b>262,107</b>	<b>158,767</b>	<b>147,302</b>	<b>133,039</b>	<b>57,198</b>	<b>37,149</b>	<b>26,707</b>	<b>9,360</b>	<b>7,582</b>	<b>6,749</b>	<b>6,992</b>	<b>4,687</b>	<b>4,763</b>	<b>2,131,262</b>

FR: Friesian LM: Limousin CH: Charolais SI: Simmental HE: Hereford

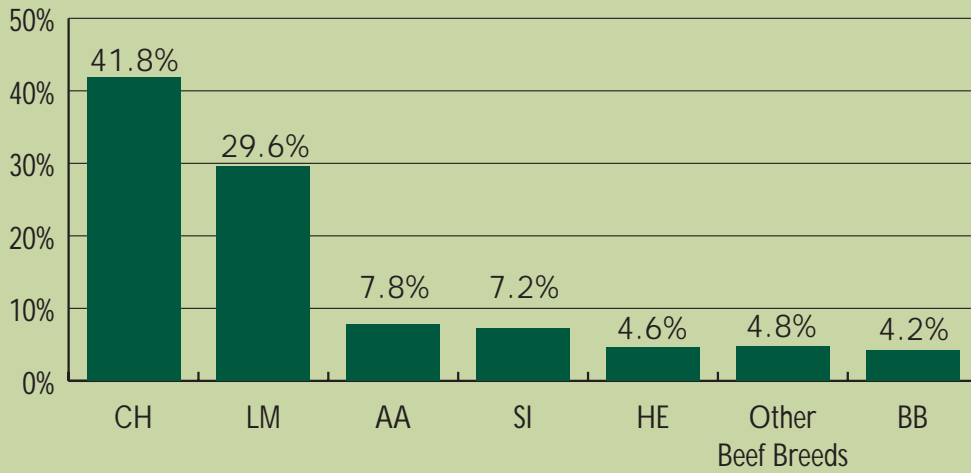
AA: Aberdeen Angus BB: Belgian Blue SH: Shorthorn MO: Montbelliarde SA: Salers

BA: Blonde D'Aquitaine RB: Rotbunte MY: Meuse Rhine Yssel JE: Jersey

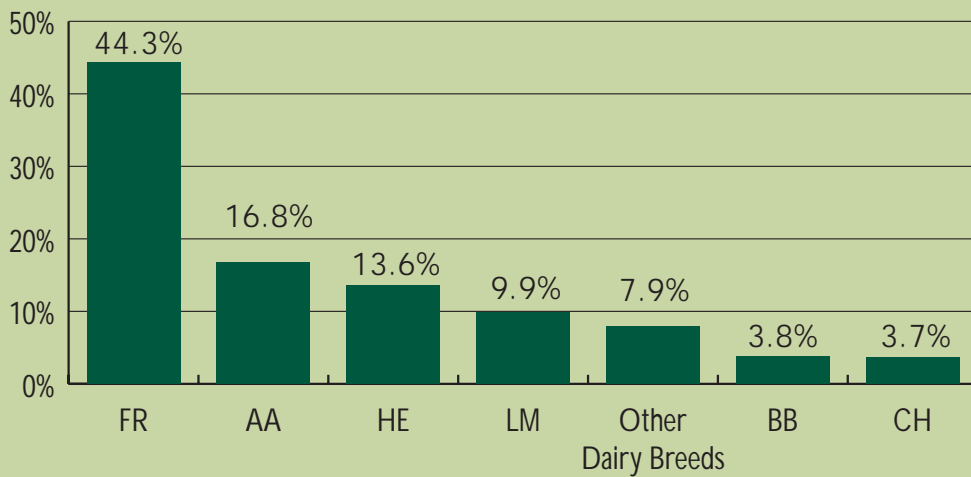
\* For full list of breeds see appendix

## SECTION 4

### Sire Selection for Beef Dams



### Sire Selection for Dairy Dams



# SECTION 4

Breed Composition of 2006 Born Calves

	BREED OF SIRE														BREED OF DAM				
	FR	LM	CH	SI	HE	AA	BB	SH	MO	Other*	SA	BA	RB	MY	JE	Total			
FR	452,589	994	560	1,246	1,440	1,295	740	537	4,163	1,169	15	27	1,779	871	1,801	469,226			
HE	137,625	5,253	4,508	4,781	26,189	5,135	1,745	1,525	2,589	476	123	156	663	441	276	191,485			
CH	35,395	90,984	167,454	60,376	53,022	47,749	20,067	12,114	2,176	815	2,615	1,614	192	350	127	495,050			
SI	35,977	12,154	11,225	32,364	10,615	6,305	2,958	1,885	1,272	255	295	244	163	192	39	115,943			
LM	98,115	129,415	55,255	40,889	36,936	31,132	17,868	8,342	3,457	1,013	1,322	1,736	434	616	166	426,696			
AA	167,894	13,646	10,814	8,624	10,715	32,114	4,299	2,966	4,001	1,419	321	275	1,371	552	714	259,725			
BA	2,099	2,140	1,400	1,297	983	803	825	191	143	40	41	1,801	36	6	1	11,806			
BB	37,891	12,832	7,216	6,325	4,750	5,273	7,240	1,183	1,491	276	247	595	126	204	137	85,786			
SH	3,561	5	1	6	7	9	7	4	94	95	1	0	75	5	1,282	5,152			
MO	11,095	124	73	282	113	124	69	48	6,460	133	0	7	130	264	70	18,992			
RB	3,569	23	16	36	15	17	34	18	226	71	1	3	1,829	173	12	6,043			
MY	730	45	13	24	22	19	9	17	58	6	1	0	17	988	3	1,952			
SA	2,181	1,605	1,467	879	698	959	425	485	120	73	2,414	143	44	26	4	11,523			
SH	3,066	1,674	1,239	1,004	1,295	1,540	545	7,617	185	140	83	30	23	79	37	18,557			
Other*	4,870	1,129	866	634	502	565	367	217	272	3,379	103	118	110	100	94	13,326			
<b>Total</b>	<b>996,657</b>	<b>272,023</b>	<b>262,107</b>	<b>158,767</b>	<b>147,302</b>	<b>133,039</b>	<b>57,198</b>	<b>37,149</b>	<b>26,707</b>	<b>9,360</b>	<b>7,582</b>	<b>6,749</b>	<b>6,992</b>	<b>4,867</b>	<b>4,763</b>	<b>2,131,262</b>			

FR: Friesian      LM: Limousin      CH: Charolais      SI: Simmental      HE: Hereford  
 AA: Aberdeen Angus      BB: Belgian Blue      SH: Shorthorn      MO: Montbelliarde      SA: Salers  
 BA: Blonde D'Aquitaine      RB: Rotbunte      MY: Meuse Rhine Yssel      JE: Jersey

\* For full list of breeds see appendix

## Chapter 1 calf birth registration data

## SECTION 5

## Cattle Imports 2006 by Country of Origin and Gender

	Male	Female	Total
UK	1,500	6,574	8,074
FRANCE	101	462	563
DENMARK	0	131	131
ITALY	5	91	96
GERMANY	3	74	77
BELGIUM	53	5	58
NETHERLANDS	15	15	30
SWEDEN	2	0	2
<b>TOTAL</b>	<b>1,679</b>	<b>7,352</b>	<b>9,031</b>

## Cattle Imports 2006 by Country of Origin and Breed

	UK	France	Denmark	Italy	Germany	Belgium	Netherlands	Sweden	Total
FR	4,896	27	0	2	44	0	23	0	4,992
CH	548	67	0	0	0	1	0	2	618
HE	162	0	0	0	0	1	0	0	163
BB	212	10	0	0	0	56	0	0	278
BS	5	0	0	0	33	0	0	0	38
JE	69	0	131	0	0	0	0	0	200
PI	4	0	0	90	0	0	0	0	94
LM	754	63	0	0	0	0	0	0	817
SA	44	41	0	0	0	0	0	0	85
VO	0	62	0	0	0	0	0	0	62
AU	1	100	0	0	0	0	0	0	101
PT	1	125	0	0	0	0	0	0	126
MO	8	37	0	0	0	0	0	0	45
BA	139	8	0	0	0	0	0	0	147
AA	395	0	0	0	0	0	0	0	395
SI	261	0	0	0	0	0	0	0	261
Other *	575	23	0	4	0	0	7	0	609
<b>TOTAL</b>	<b>8,074</b>	<b>563</b>	<b>131</b>	<b>96</b>	<b>77</b>	<b>58</b>	<b>30</b>	<b>2</b>	<b>9,031</b>

\* For full list of breeds see appendix



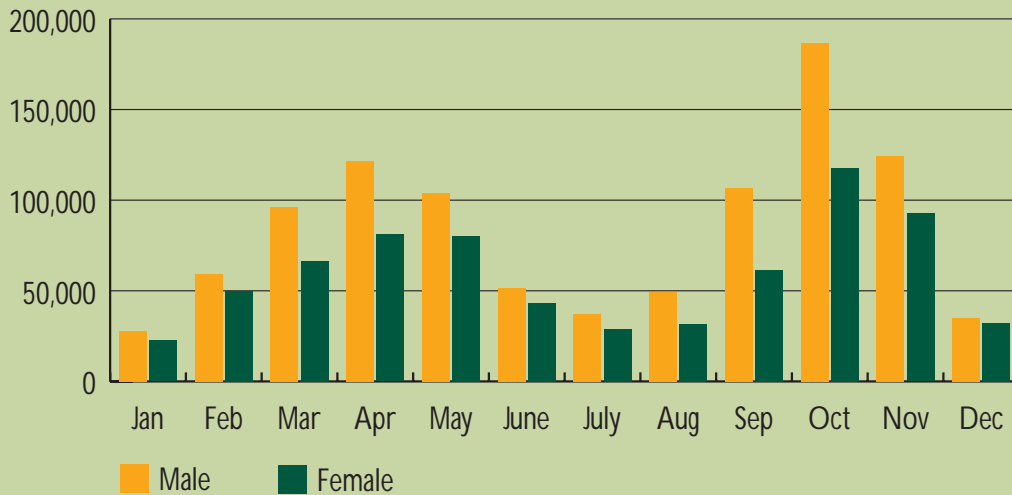
# CHAPTER 2



movement data

# SECTION 1

Mart Movements 2006\* by Month and by Gender



	Male	Female	Total
JANUARY	27,613	22,564	50,177
FEBRUARY	59,297	50,085	109,382
MARCH	96,060	66,597	162,657
APRIL	121,570	81,084	202,654
MAY	104,067	80,082	184,149
JUNE	51,772	43,375	95,147
JULY	37,316	29,058	66,374
AUGUST	49,463	31,601	81,064
SEPTEMBER	106,788	61,591	168,379
OCTOBER	186,927	117,617	304,544
NOVEMBER	124,200	92,631	216,831
DECEMBER	34,801	32,148	66,949
<b>TOTAL</b>	<b>999,874</b>	<b>708,433</b>	<b>1,708,307</b>

\* These figures include 137,819 movements where the animal was unsold in the mart.



# SECTION 1

Age Breakdown of Mart Movements For Beef Cattle\* by month and by gender

	0 - 6 weeks		6 wks - 6 mts		6 - 12 mts		12 - 18 mts		18 - 24 mts		24 - 30 mts		30 mts +		Total
	M	F	M	F	M	F	M	F	M	F	M	F	M	F	
Jan	1,454	1,220	745	591	9,061	7,448	1,455	924	7,225	4,217	817	379	1,312	3,860	40,708
Feb	5,915	4,796	831	787	16,301	14,907	3,693	2,538	12,996	8,913	2,060	1,326	1,835	8,161	85,059
Mar	14,176	11,254	949	749	16,523	14,529	9,157	5,627	18,206	9,739	7,089	3,605	2,362	8,680	122,645
Apr	15,728	12,911	1,681	1,473	17,289	14,280	24,692	15,930	16,250	7,622	16,938	6,052	2,333	9,106	162,285
May	15,135	13,077	2,952	2,658	12,933	9,379	27,816	19,208	7,972	4,658	15,565	7,165	1,882	11,710	152,110
Jun	6,694	6,119	2,445	2,314	5,045	4,022	16,576	12,047	2,510	1,885	8,457	4,594	1,057	7,544	81,309
Jul	3,846	3,216	2,086	2,064	3,312	2,512	12,142	9,637	1,717	1,288	6,761	3,161	816	4,551	57,109
Aug	1,484	1,176	3,315	2,774	7,081	5,176	16,394	10,800	4,225	2,377	7,577	2,967	1,387	4,114	70,847
Sep	1,092	923	9,637	6,789	20,988	13,120	27,544	16,883	16,198	8,584	13,365	4,295	4,219	7,486	151,123
Oct	1,234	994	17,961	12,515	56,192	37,970	28,481	18,725	39,035	21,906	13,003	4,652	9,264	14,396	276,328
Nov	1,154	941	9,061	6,689	38,233	29,452	14,198	9,254	34,116	20,140	5,307	2,769	8,119	15,285	194,718
Dec	834	726	2,058	1,605	10,056	8,287	3,460	2,345	10,192	7,081	1,000	757	2,419	6,830	57,650
<b>Total</b>	<b>68,746</b>	<b>57,353</b>	<b>53,721</b>	<b>41,008</b>	<b>213,014</b>	<b>161,082</b>	<b>185,608</b>	<b>123,918</b>	<b>170,642</b>	<b>98,410</b>	<b>97,939</b>	<b>41,722</b>	<b>37,005</b>	<b>101,723</b>	<b>1,451,891</b>

\* For the purpose of this table beef cattle are defined as the progeny of bulls of a beef breed.

Chapter 2 movement data

Age Breakdown of Mart Movements For Dairy Cattle\* by month and by gender

	0 - 6 weeks		6 wks - 6 mts		6 - 12 mts		12 - 18 mts		18 - 24 mts		24 - 30 mts		30 mts +		Total
	M	F	M	F	M	F	M	F	M	F	M	F	M	F	
Jan	1,475	57	312	21	950	108	305	20	1,970	425	294	118	238	3,176	9,469
Feb	8,817	380	272	31	1,482	173	1,026	33	2,618	920	1,123	754	328	6,366	24,323
Mar	17,218	747	577	57	1,041	110	3,054	213	2,078	811	3,292	1,941	338	8,535	40,012
Apr	10,295	857	1,204	271	932	207	7,654	700	1,711	434	4,600	2,406	263	8,835	40,369
May	5,646	870	1,438	186	711	137	6,760	867	1,158	219	3,789	1,744	310	8,204	32,039
Jun	1,897	375	641	106	248	56	3,645	349	504	81	1,860	536	193	3,347	13,838
Jul	968	264	593	112	166	39	2,705	180	522	47	1,483	254	199	1,733	9,265
Aug	423	92	316	78	199	19	2,991	158	2,224	83	1,330	152	517	1,635	10,217
Sep	589	67	301	88	595	37	2,727	175	6,963	212	1,344	210	1,226	2,722	17,256
Oct	1,533	84	369	118	1,836	249	2,063	238	12,518	502	1,350	244	2,088	5,024	28,216
Nov	1,302	72	245	84	1,768	207	916	160	7,856	691	659	154	1,266	6,733	22,113
Dec	923	28	163	27	715	168	314	56	2,083	502	150	91	434	3,645	9,299
<b>Total</b>	<b>51,086</b>	<b>3,893</b>	<b>6,431</b>	<b>1,179</b>	<b>10,643</b>	<b>1,510</b>	<b>34,160</b>	<b>3,149</b>	<b>42,205</b>	<b>4,927</b>	<b>21,274</b>	<b>8,604</b>	<b>7,400</b>	<b>59,955</b>	<b>256,416</b>

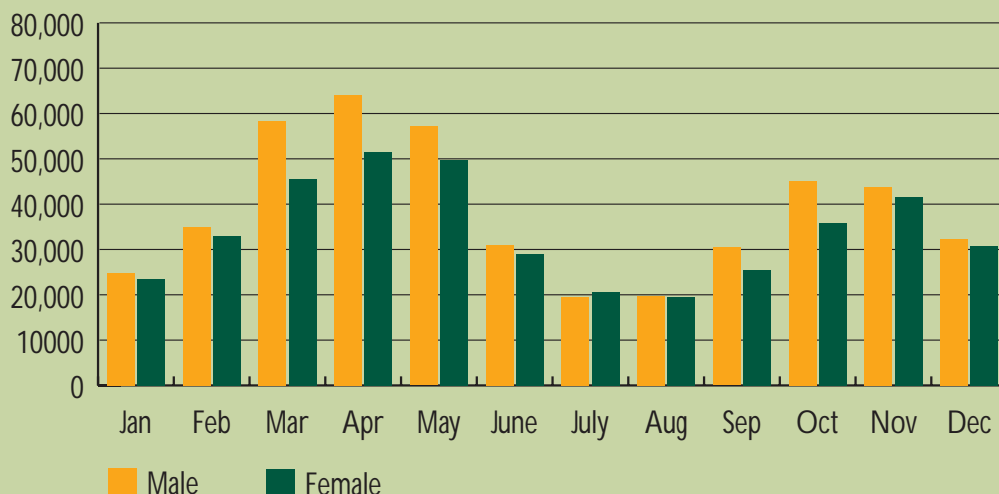
\* For the purpose of this table beef cattle are defined as the progeny of bulls of a dairy breed.

SECTION 1



## SECTION 2

Farm to Farm Movements 2006 by Month and by Gender



	Male	Female	Total
JANUARY	24,747	23,451	48,198
FEBRUARY	34,878	33,067	67,945
MARCH	58,389	45,515	103,904
APRIL	64,095	51,527	115,622
MAY	57,137	49,720	106,857
JUNE	30,905	29,052	59,957
JULY	19,507	20,564	40,071
AUGUST	19,765	19,453	39,218
SEPTEMBER	30,437	25,419	55,856
OCTOBER	45,092	35,885	80,977
NOVEMBER	43,820	41,573	85,393
DECEMBER	32,394	30,847	63,241
TOTAL	461,166	406,073	867,239

# SECTION 2

Age Breakdown of Farm to Farm Movements For Beef Cattle\* by month and by gender

	0 - 6 weeks		6 wks - 6 mts		6 - 12 mts		12 - 18 mts		18 - 24 mts		24 - 30 mts		30 mts +		Total
	M	F	M	F	M	F	M	F	M	F	M	F	M	F	
Jan	1,489	1,255	977	850	7,835	5,951	1,254	734	3,989	2,562	444	416	1,286	4324	33,366
Feb	4,762	4,067	829	745	7,898	6,387	1,864	1,069	3,740	3,018	624	689	959	4947	41,598
Mar	12,213	10,875	974	894	7,833	6,670	4,427	2,858	4,338	2,752	1,621	1,441	1,053	5,174	63,123
Apr	12,347	11,617	2,061	1,961	7,423	5,214	9,852	6,238	4,507	2,321	4,927	2,237	1,613	5,688	78,006
May	10,238	10,516	3,337	3,386	5,708	3,647	12,941	7,076	2,732	1,743	5,224	2,912	1,756	6,862	78,078
Jun	4,297	4,788	2,781	3,160	2,664	1,630	8,703	5,127	1,032	768	2,916	2,055	892	4501	45,314
Jul	1,852	2,241	2,397	2,467	1,937	1,370	5,572	4,440	604	569	1,723	1,408	720	3078	30,378
Aug	935	882	2,786	2,778	2,861	1,818	5,363	3,875	1,048	815	1,684	1,334	900	3105	30,184
Sep	903	761	4,279	3,702	5,706	4,037	6,631	4,231	3,164	2,017	2,045	1,271	1,217	4,087	44,051
Oct	1105	945	5,488	3,906	12,769	7,743	6,124	3,711	6,467	4,669	1,822	1,301	2,140	6,241	64,431
Nov	1114	970	3,726	2,816	14,182	10,513	3,785	2,859	8,355	6,095	1,096	922	2152	7,735	66,320
Dec	1061	871	1,717	1,444	9,373	7,097	2,273	1,241	6,967	4,393	695	537	2,015	6,287	45,971
<b>Total</b>	<b>52,316</b>	<b>49,788</b>	<b>31,352</b>	<b>28,109</b>	<b>86,189</b>	<b>62,077</b>	<b>68,789</b>	<b>43,459</b>	<b>46,943</b>	<b>31,722</b>	<b>24,821</b>	<b>16,523</b>	<b>16,703</b>	<b>62,029</b>	<b>620,820</b>

\* For the purpose of this table beef cattle are defined as the progeny of bulls of a beef breed.



## SECTION 2

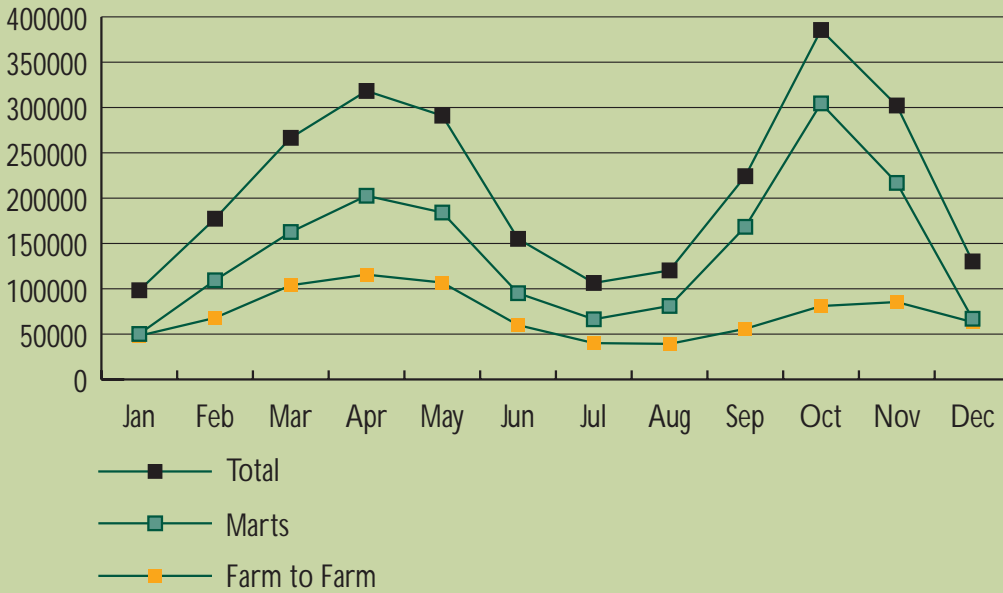
Age Breakdown of Farm to Farm Movements For Dairy Cattle\* by month and by gender

	0 - 6 weeks		6 wks - 6 mts		12 - 18 mts		18 - 24 mts		24 - 30 mts		30 mts +		Total
	M	F	M	F	M	F	M	F	M	F	M	F	
Jan	2,522	208	734	156	494	83	1,654	1,304	187	459	376	4,755	14,832
Feb	8,997	821	575	190	1,066	225	1,409	1,366	588	1,633	252	7,366	26,347
Mar	18,387	2,070	1,402	485	2,338	835	1,051	882	1,540	2,606	256	7,529	40,781
Apr	10,496	1,954	2,267	708	3,963	1,658	1,022	612	2,494	2,730	331	8,173	37,616
May	4,960	1,367	2,043	948	4,436	1,923	794	369	1,920	1,917	329	6,767	28,779
Jun	1,865	628	1,550	773	2,344	712	398	192	981	835	144	3,721	14,643
Jul	535	308	1,041	616	1,642	612	287	159	794	615	218	2,515	9,693
Aug	264	83	636	482	1,268	438	790	260	495	530	304	2,715	9,034
Sep	878	78	583	219	906	322	2,095	572	448	399	614	3,384	11,805
Oct	1,857	166	453	251	781	285	3,234	1,114	354	461	577	4,283	16,546
Nov	2,134	230	617	194	537	286	3,140	1,635	336	409	672	5,613	19,073
Dec	1,509	190	674	260	377	352	3,018	1,419	222	321	580	5,281	17,270
<b>Total</b>	<b>54,404</b>	<b>8,103</b>	<b>12,575</b>	<b>5,282</b>	<b>20,152</b>	<b>7,731</b>	<b>18,892</b>	<b>9,884</b>	<b>10,359</b>	<b>12,915</b>	<b>4,653</b>	<b>62,102</b>	<b>246,419</b>

\* For the purpose of this table beef cattle are defined as the progeny of bulls of a dairy breed.

# SECTION 3

## All Cattle Movements by Month and by Type

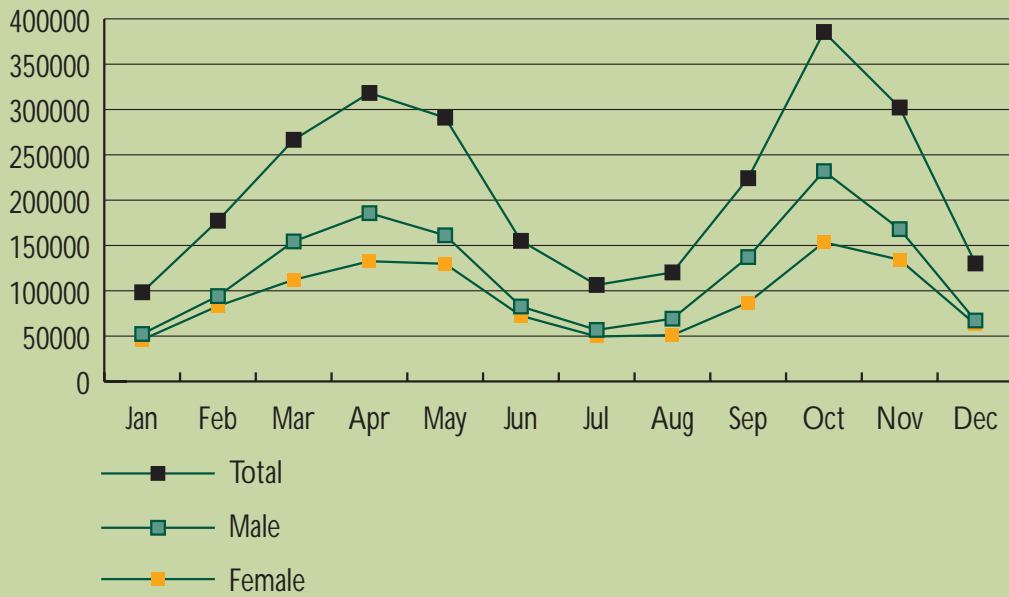


	Mart Movements	Farm to Farm	Total
JANUARY	50,177	48,198	98,375
FEBRUARY	109,382	67,945	177,327
MARCH	162,657	103,904	266,561
APRIL	202,654	115,622	318,276
MAY	184,149	106,857	291,006
JUNE	95,147	59,957	155,104
JULY	66,374	40,071	106,445
AUGUST	81,064	39,218	120,282
SEPTEMBER	168,379	55,856	224,235
OCTOBER	304,544	80,977	385,521
NOVEMBER	216,831	85,393	302,224
DECEMBER	66,949	63,241	130,190
<b>TOTAL</b>	<b>1,708,307</b>	<b>867,239</b>	<b>2,575,546</b>



## SECTION 3

### All Cattle Movements by Month and by Gender



	Male	Female	Total
JANUARY	52,360	46,015	98,375
FEBRUARY	94,175	83,152	177,327
MARCH	154,449	112,112	266,561
APRIL	185,665	132,611	318,276
MAY	161,204	129,802	291,006
JUNE	82,677	72,427	155,104
JULY	56,823	49,622	106,445
AUGUST	69,228	51,054	120,282
SEPTEMBER	137,225	87,010	224,235
OCTOBER	232,019	153,502	385,521
NOVEMBER	168,020	134,204	302,224
DECEMBER	67,195	62,995	130,190
<b>TOTAL</b>	<b>1,461,040</b>	<b>1,114,506</b>	<b>2,575,546</b>



# CHAPTER 3

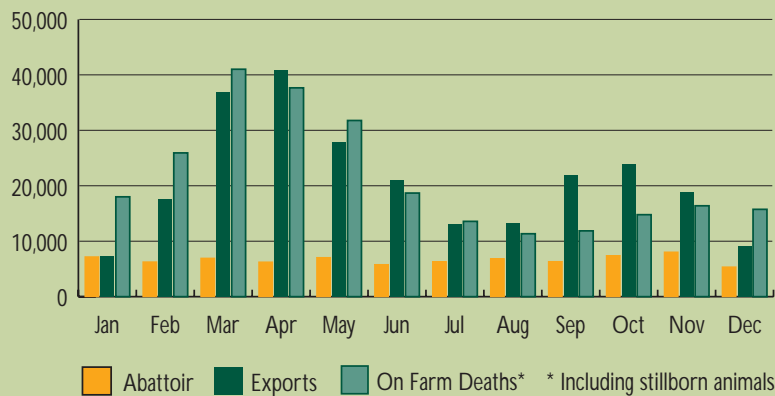
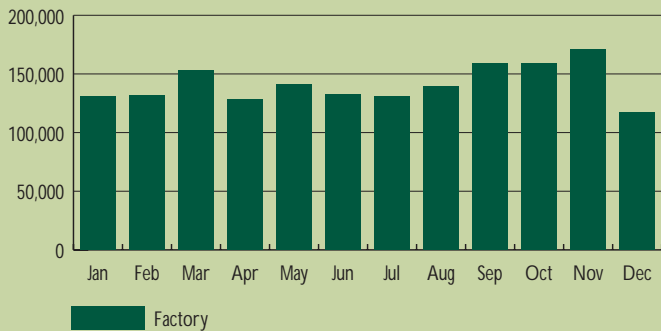


disposal of cattle

Chapter 3 disposal of cattle

# SECTION 1

## Overall Summary of Cattle Disposals and On Farm Deaths



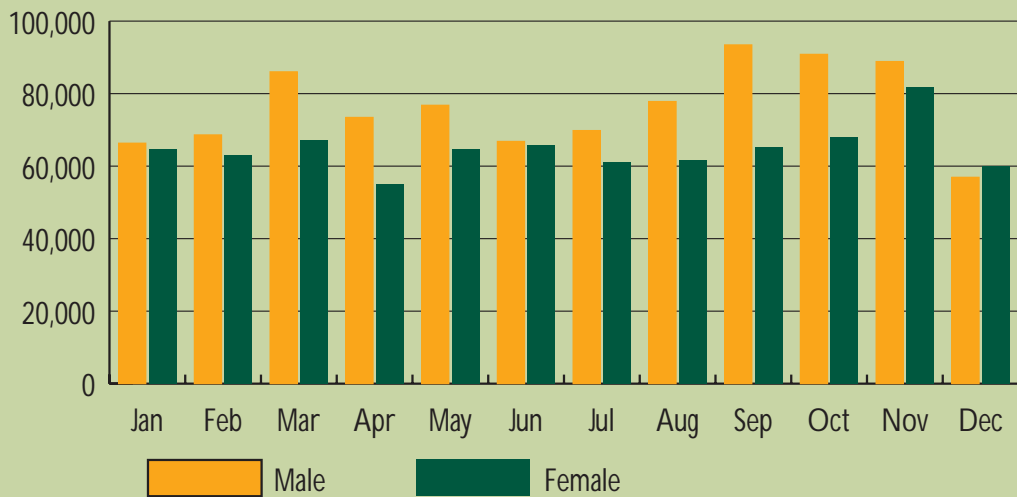
	Factory	Exports	Abattoir	On Farm Deaths **	Stillborn	Total
JANUARY	131,041	7,354	7,198	15,359	2,642	163,594
FEBRUARY	131,689	17,567	6,281	19,681	6,244	181,462
MARCH	153,316	36,895	6,951	33,537	7,475	238,174
APRIL	128,439	40,902	6,260	33,020	4,637	213,258
MAY	141,354	27,908	7,069	29,067	2,703	208,101
JUNE	132,574	21,012	5,803	17,638	1,047	178,074
JULY	130,887	13,143	6,319	13,030	549	163,928
AUGUST	139,597	13,324	6,856	10,913	431	171,121
SEPTEMBER	158,751	21,828	6,348	11,200	665	198,792
OCTOBER	158,857	23,863	7,423	13,951	831	204,925
NOVEMBER	170,736	18,772	8,054	15,554	831	213,947
DECEMBER	116,883	9,135	5,368	14,781	965	147,132
<b>TOTAL</b>	<b>1,694,124</b>	<b>251,703</b>	<b>79,930</b>	<b>227,731</b>	<b>29,020</b>	<b>2,282,508</b>

\*\* Excluding Stillborn Animals



## SECTION 2

**Cattle Disposals in Export Approved Slaughter Plants 2006  
by Month and by Gender**



	Male	Female	Total
JANUARY	66,335	64,706	131,041
FEBRUARY	68,622	63,067	131,689
MARCH	86,024	67,292	153,316
APRIL	73,445	54,994	128,439
MAY	76,798	64,556	141,354
JUNE	66,825	65,749	132,574
JULY	69,818	61,069	130,887
AUGUST	77,830	61,767	139,597
SEPTEMBER	93,449	65,302	158,751
OCTOBER	90,842	68,015	158,857
NOVEMBER	88,858	81,878	170,736
DECEMBER	56,930	59,953	116,883
<b>TOTAL</b>	<b>915,776</b>	<b>778,348</b>	<b>1,694,124</b>



Chapter 3 disposal of cattle

## SECTION 2

### Age Profile of Factory Slaughtering 2006 for Beef Cattle \* by month and by gender

Month	0 - 12 mts		12 - 18 mts		18 - 24 mts		24 - 30 mts		30 mts +		Total
	M	F	M	F	M	F	M	F	M	F	
JANUARY	345	483	788	919	17,888	25,903	6,587	4,437	21,965	17,136	96,451
FEBRUARY	425	398	1,125	958	19,765	23,633	8,661	6,183	17,205	14,329	92,682
MARCH	440	419	1,853	1,326	19,473	19,787	19,550	11,914	17,595	13,642	105,999
APRIL	281	222	2,519	1,898	11,633	10,217	25,987	14,126	12,344	11,019	90,246
MAY	344	291	5,725	2,970	6,923	6,528	32,482	18,737	11,370	14,278	99,648
JUNE	217	158	6,261	3,006	3,669	3,530	29,733	18,069	10,606	16,976	92,225
JULY	157	148	3,751	2,636	2,746	3,218	35,413	17,386	12,197	17,455	95,107
AUGUST	212	312	3,478	3,456	3,499	3,814	39,632	16,873	13,870	18,457	103,603
SEPTEMBER	205	347	2,522	3,761	4,721	6,408	41,756	14,271	24,946	22,168	121,105
OCTOBER	177	397	1,736	2,983	6,161	10,946	29,384	10,163	35,589	25,884	123,420
NOVEMBER	245	514	1,577	2,488	10,321	19,754	15,277	7,080	41,838	32,283	131,377
DECEMBER	211	208	1,119	1,464	11,013	18,923	5,369	3,997	25,882	21,242	89,428
<b>TOTAL</b>	<b>3,259</b>	<b>3,897</b>	<b>32,454</b>	<b>27,865</b>	<b>117,812</b>	<b>152,661</b>	<b>289,831</b>	<b>143,236</b>	<b>245,407</b>	<b>224,869</b>	<b>1,241,291</b>

### Age Profile of Factory Slaughtering 2006 for Dairy Cattle \*\* by month and by gender

Month	0 - 12 mts		12 - 18 mts		18 - 24 mts		24 - 30 mts		30 mts +		Total
	M	F	M	F	M	F	M	F	M	F	
JANUARY	115	115	171	18	9,422	931	3,512	317	5,542	14,447	34,590
FEBRUARY	121	74	317	67	8,197	752	8,674	725	4,132	15,948	39,007
MARCH	67	36	545	51	5,043	481	17,659	1,358	3,799	18,278	47,317
APRIL	65	10	674	43	2,237	210	15,118	1,365	2,587	15,884	38,193
MAY	51	9	1,110	68	1,637	143	14,784	1,576	2,372	19,956	41,706
JUNE	19	19	1,494	117	1,113	98	11,078	1,599	2,635	22,177	40,349
JULY	82	50	923	89	738	85	11,193	1,537	2,618	18,465	35,780
AUGUST	71	13	589	86	1,043	131	9,845	1,250	5,591	17,375	35,994
SEPTEMBER	68	23	288	78	1,818	242	6,346	779	10,779	17,225	37,646
OCTOBER	60	27	162	81	2,531	308	3,656	454	11,386	16,772	35,437
NOVEMBER	31	20	177	61	4,180	513	2,746	322	12,466	18,843	39,359
DECEMBER	63	24	107	38	4,185	519	1,710	189	7,271	13,349	27,455
<b>TOTAL</b>	<b>813</b>	<b>420</b>	<b>6,557</b>	<b>797</b>	<b>42,144</b>	<b>4,413</b>	<b>106,321</b>	<b>11,471</b>	<b>71,178</b>	<b>208,719</b>	<b>452,833</b>

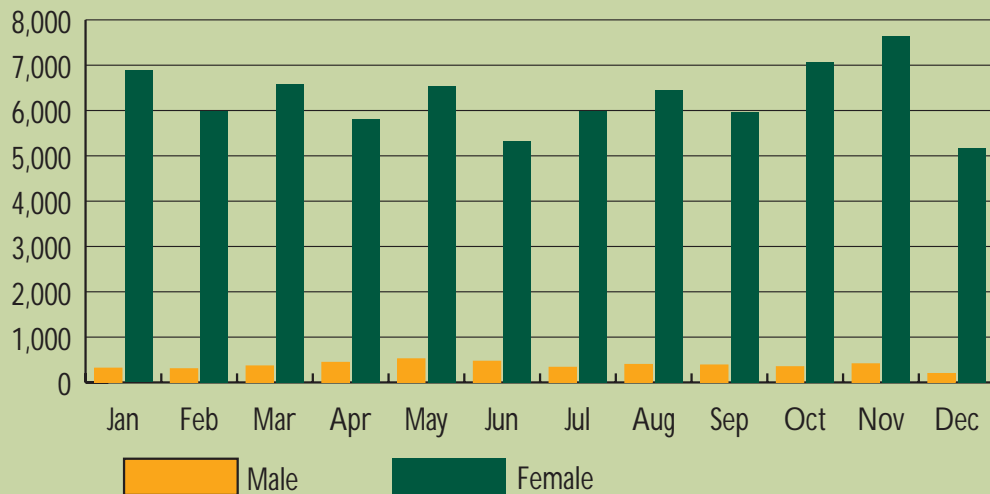
\* FOR THE PURPOSE OF THIS TABLE BEEF CATTLE ARE DEFINED AS THE PROGENY OF BULLS OF A BEEF BREED

\*\* FOR THE PURPOSE OF THIS TABLE DAIRY CATTLE ARE DEFINED AS THE PROGENY OF BULLS OF A DAIRY BREED



## SECTION 3

**Cattle Disposals in Local Authority Licensed Abattoirs 2006  
by Month and by Gender**



	Male	Female	Total
JANUARY	314	6,884	7,198
FEBRUARY	301	5,980	6,281
MARCH	363	6,588	6,951
APRIL	442	5,818	6,260
MAY	520	6,549	7,069
JUNE	467	5,336	5,803
JULY	333	5,986	6,319
AUGUST	396	6,460	6,856
SEPTEMBER	384	5,964	6,348
OCTOBER	346	7,077	7,423
NOVEMBER	410	7,644	8,054
DECEMBER	196	5,172	5,368
<b>TOTAL</b>	<b>4,472</b>	<b>75,458</b>	<b>79,930</b>

## Chapter 3 disposal of cattle

### Age Profile of Abattoir Slaughterings 2006 for Beef Cattle\* by month and by gender

Month	0 - 6 mts		6 - 12 mts		12 - 18 mts		18 - 24 mts		24 - 30 mts		Total
	M	F	M	F	M	F	M	F	M	F	
JANUARY	1	3	35	318	36	490	174	5,409	33	530	7,029
FEBRUARY	2	1	30	333	31	492	162	4,266	32	764	6,113
MARCH	3	1	44	341	60	833	136	3,600	66	1,674	6,758
APRIL	3	5	26	261	88	1,305	133	2,160	144	1,955	6,080
MAY	3	7	32	236	114	2,128	89	1,430	228	2,595	6,862
JUNE	5	4	25	154	166	1,979	45	790	207	2,280	5,655
JULY	3	5	22	171	98	2,389	41	755	152	2,549	6,185
AUGUST	2	9	33	248	124	2,570	39	1,208	160	2,301	6,694
SEPTEMBER	6	23	34	381	74	1,867	61	2,010	172	1,575	6,203
OCTOBER	5	31	24	567	61	1,484	92	3,576	135	1,308	7,283
NOVEMBER	8	25	44	627	50	1,015	184	4,996	96	854	7,899
DECEMBER	0	6	27	258	15	458	117	3,993	23	365	5,262
<b>TOTAL</b>	<b>41</b>	<b>120</b>	<b>376</b>	<b>3,895</b>	<b>917</b>	<b>17,010</b>	<b>1,273</b>	<b>34,193</b>	<b>1,448</b>	<b>18,750</b>	<b>78,023</b>

### Age Profile of Abattoir Slaughterings 2006 for Dairy Cattle \*\* by month and by gender

Month	0 - 6 mts		6 - 12 mts		12 - 18 mts		18 - 24 mts		24 - 30 mts		Total
	M	F	M	F	M	F	M	F	M	F	
JANUARY	0	0	2	1	1	10	27	96	5	27	169
FEBRUARY	1	0	1	2	3	5	25	73	14	44	168
MARCH	2	0	0	1	5	10	21	54	26	74	193
APRIL	1	0	3	2	9	11	10	30	25	89	180
MAY	0	1	1	3	12	27	1	24	40	98	207
JUNE	1	2	0	0	5	23	3	7	10	97	148
JULY	0	0	0	3	4	25	2	6	11	83	134
AUGUST	0	1	3	1	5	28	6	19	24	75	162
SEPTEMBER	0	0	3	4	7	15	9	37	18	52	145
OCTOBER	1	0	0	2	6	22	8	56	14	31	140
NOVEMBER	0	0	4	2	0	13	19	90	5	22	155
DECEMBER	0	0	0	2	1	6	11	74	2	10	106
<b>TOTAL</b>	<b>6</b>	<b>4</b>	<b>17</b>	<b>23</b>	<b>58</b>	<b>195</b>	<b>142</b>	<b>566</b>	<b>194</b>	<b>702</b>	<b>1,907</b>

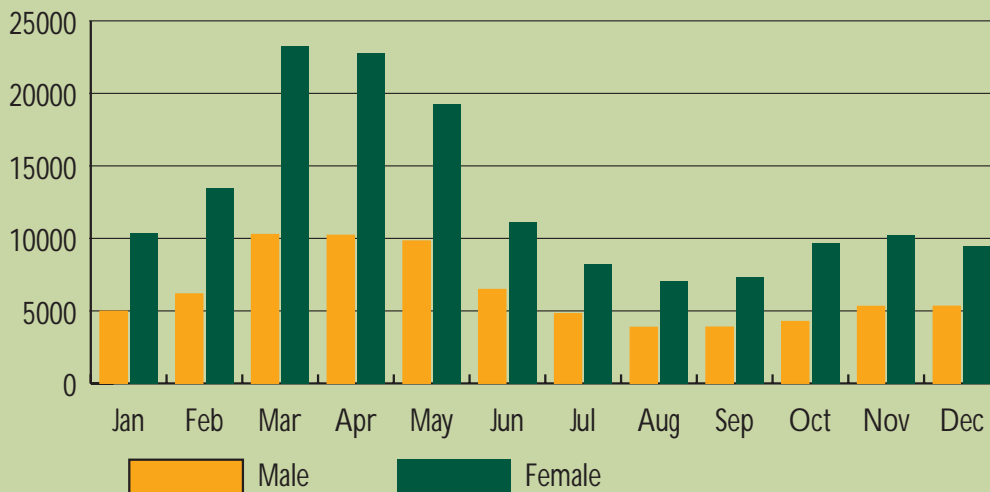
\* FOR THE PURPOSE OF THIS TABLE BEEF CATTLE ARE DEFINED AS THE PROGENY OF BULLS OF A BEEF BREED

\*\* FOR THE PURPOSE OF THIS TABLE DAIRY CATTLE ARE DEFINED AS THE PROGENY OF BULLS OF A DAIRY BREED



## SECTION 4

On Farm Deaths 2006\* by Month and by Gender



	Male	Female	Total
JANUARY	4,984	10,375	15,359
FEBRUARY	6,178	13,503	19,681
MARCH	10,273	23,264	33,537
APRIL	10,217	22,803	33,020
MAY	9,826	19,241	29,067
JUNE	6,481	11,157	17,638
JULY	4,818	8,212	13,030
AUGUST	3,871	7,042	10,913
SEPTEMBER	3,887	7,313	11,200
OCTOBER	4,271	9,680	13,951
NOVEMBER	5,318	10,236	15,554
DECEMBER	5,324	9,457	14,781
<b>TOTAL</b>	<b>75,448</b>	<b>152,283</b>	<b>227,731</b>

\* Excludes stillborn animals

## Chapter 3 disposal of cattle

## SECTION 4

## Age Profile of On Farm Deaths 2006 for Male Beef cattle\* by month

Month	0 - 6 weeks	6 wks - 6 mts	6 - 12 mts	12 - 18 mts	18 - 24 mts	24 - 30 mts	30 mts+	Total
JANUARY	603	477	1,195	118	487	68	284	3,232
FEBRUARY	1,353	429	836	175	393	81	215	3,482
MARCH	3,336	703	926	324	400	159	294	6,142
APRIL	3,852	1,214	719	513	277	229	260	7,064
MAY	3,023	2,400	482	741	156	317	228	7,347
JUNE	1,263	2,299	252	575	95	296	180	4,960
JULY	493	2,034	244	527	65	190	168	3,721
AUGUST	286	1,474	298	434	102	180	164	2,938
SEPTEMBER	264	1,106	564	424	190	138	185	2,871
OCTOBER	279	879	997	363	265	115	207	3,105
NOVEMBER	383	794	1,556	291	464	88	245	3,821
DECEMBER	453	700	1,673	251	500	55	292	3,924
<b>TOTAL</b>	<b>15,588</b>	<b>14,509</b>	<b>9,742</b>	<b>4,736</b>	<b>3,394</b>	<b>1,916</b>	<b>2,722</b>	<b>52,607</b>

## Age Profile of On Farm Deaths 2006 for Female Beef cattle\* by month

Month	0 - 6 weeks	6 wks - 6 mts	6 - 12 mts	12 - 18 mts	18 - 24 mts	24 - 30 mts	30 mts+	Total
JANUARY	502	396	821	111	368	93	2,983	5,274
FEBRUARY	1,103	318	612	119	337	89	3,453	6,031
MARCH	2,746	639	678	252	431	280	6,018	11,044
APRIL	3,056	1,064	496	441	416	410	6,486	12,369
MAY	2,338	2,060	363	616	272	503	5,237	11,389
JUNE	1,053	2,106	187	549	135	396	2,448	6,874
JULY	484	1,811	180	465	78	303	1,762	5,083
AUGUST	250	1,326	263	379	105	212	1,706	4,241
SEPTEMBER	197	1,019	502	325	188	197	2,135	4,563
OCTOBER	235	720	830	293	255	144	3,972	6,449
NOVEMBER	325	631	1,215	248	386	123	3,585	6,513
DECEMBER	376	599	1,241	172	473	97	2,536	5,494
<b>TOTAL</b>	<b>12,665</b>	<b>12,689</b>	<b>7,388</b>	<b>3,970</b>	<b>3,444</b>	<b>2,847</b>	<b>42,321</b>	<b>85,324</b>

\* FOR THE PURPOSE OF THIS TABLE BEEF CATTLE ARE DEFINED AS THE PROGENY OF BULLS OF A BEEF BREED



## SECTION 4

### Age Profile of On Farm Deaths 2006 for Male Dairy cattle\*\* by month

Month	0 - 6 weeks	6 wks - 6 mts	6 - 12 mts	12 - 18 mts	18 - 24 mts	24 - 30 mts	30 mts+	Total
JANUARY	639	236	406	98	247	51	75	1,752
FEBRUARY	1,787	192	260	127	170	86	74	2,696
MARCH	2,701	544	241	286	135	153	71	4,131
APRIL	1,480	908	153	279	88	168	77	3,153
MAY	739	1,058	105	284	56	184	53	2,479
JUNE	307	822	72	134	41	109	36	1,521
JULY	109	642	70	126	30	76	44	1,097
AUGUST	103	409	153	109	71	45	43	933
SEPTEMBER	221	258	237	80	126	32	62	1,016
OCTOBER	343	215	306	62	139	30	71	1,166
NOVEMBER	405	281	454	78	156	39	84	1,497
DECEMBER	312	281	443	57	184	37	86	1,400
<b>TOTAL</b>	<b>9,146</b>	<b>5,846</b>	<b>2,900</b>	<b>1,720</b>	<b>1,443</b>	<b>1,010</b>	<b>776</b>	<b>22,841</b>

### Age Profile of On Farm Deaths 2006 for Female Dairy cattle\*\* by month

Month	0 - 6 weeks	6 wks - 6 mts	6 - 12 mts	12 - 18 mts	18 - 24 mts	24 - 30 mts	30 mts+	Total
JANUARY	510	185	312	54	251	125	3,664	5,101
FEBRUARY	1,329	147	191	75	273	302	5,155	7,472
MARCH	2,071	398	176	183	313	685	8,394	12,220
APRIL	1,151	714	114	199	198	675	7,383	10,434
MAY	567	945	92	220	95	523	5,410	7,852
JUNE	222	863	64	129	45	274	2,686	4,283
JULY	83	696	61	111	46	223	1,909	3,129
AUGUST	101	481	146	103	51	144	1,775	2,801
SEPTEMBER	156	274	288	63	108	77	1,784	2,750
OCTOBER	204	190	375	45	137	67	2,213	3,231
NOVEMBER	230	175	468	43	176	79	2,552	3,723
DECEMBER	247	198	449	50	202	68	2,749	3,963
<b>TOTAL</b>	<b>6,871</b>	<b>5,266</b>	<b>2,736</b>	<b>1,275</b>	<b>1,895</b>	<b>3,242</b>	<b>45,674</b>	<b>66,959</b>

\*\* FOR THE PURPOSE OF THIS TABLE DAIRY CATTLE ARE DEFINED AS THE PROGENY OF BULLS OF A DAIRY BREED

## Chapter 3 disposal of cattle

## SECTION 5

## Stillborn Calves 2006 by month and by gender

	Male	Female	Total
JANUARY	1,470	1,172	2,642
FEBRUARY	3,563	2,681	6,244
MARCH	4,346	3,129	7,475
APRIL	2,717	1,920	4,637
MAY	1,575	1,128	2,703
JUNE	646	401	1,047
JULY	329	220	549
AUGUST	279	152	431
SEPTEMBER	403	262	665
OCTOBER	474	357	831
NOVEMBER	498	333	831
DECEMBER	559	406	965
<b>TOTAL</b>	<b>16,859</b>	<b>12,161</b>	<b>29,020</b>

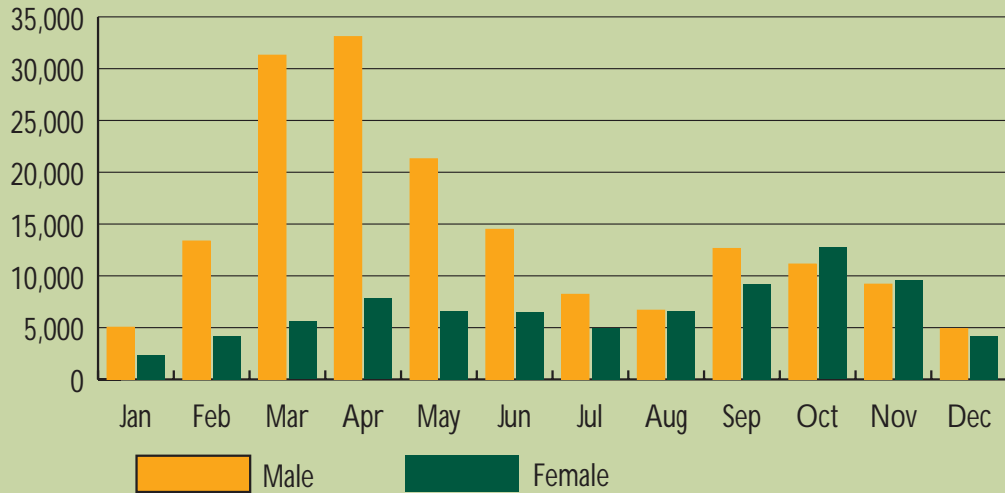
## Stillborn Calves 2006 by month, gender and sire type

	Calves born to a Beef Bull			Calves born to a Dairy Bull			Total
	Male	Female	Total	Male	Female	Total	
JANUARY	662	531	1,193	808	641	1,449	2,642
FEBRUARY	1,917	1,408	3,325	1,646	1,273	2,919	6,244
MARCH	3,064	2,167	5,231	1,282	962	2,244	7,475
APRIL	2,163	1,540	3,703	554	380	934	4,637
MAY	1,354	934	2,288	221	194	415	2,703
JUNE	554	336	890	92	65	157	1,047
JULY	275	179	454	54	41	95	549
AUGUST	199	110	309	80	42	122	431
SEPTEMBER	261	155	416	142	107	249	665
OCTOBER	298	206	504	176	151	327	831
NOVEMBER	312	213	525	186	120	306	831
DECEMBER	359	231	590	200	175	375	965
<b>TOTAL</b>	<b>11,418</b>	<b>8,010</b>	<b>19,428</b>	<b>5,441</b>	<b>4,151</b>	<b>9,592</b>	<b>29,020</b>



## SECTION 6

### Live Exports 2006 by month and by gender



	Male	Female	Total
JANUARY	5,034	2,320	7,354
FEBRUARY	13,355	4,212	17,567
MARCH	31,296	5,599	36,895
APRIL	33,090	7,812	40,902
MAY	21,295	6,613	27,908
JUNE	14,484	6,528	21,012
JULY	8,209	4,934	13,143
AUGUST	6,677	6,647	13,324
SEPTEMBER	12,637	9,191	21,828
OCTOBER	11,133	12,730	23,863
NOVEMBER	9,191	9,581	18,772
DECEMBER	4,901	4,234	9,135
<b>TOTAL</b>	<b>171,302</b>	<b>80,401</b>	<b>251,703</b>



# SECTION 6

Age profile of Live Exports 2006 for Beef Cattle\* by month and gender

	0 - 6 weeks		6 wks - 6 mts		6 - 12 mts		12 - 18 mts		18 - 24 mts		24 - 30 mts		30 mts +		Total
	M	F	M	F	M	F	M	F	M	F	M	F	M	F	
Jan	42	26	41	47	1,534	1,624	199	194	245	353	40	17	14	18	4,394
Feb	319	187	50	53	2,850	2,697	475	430	549	671	68	60	26	23	8,458
Mar	1,448	648	110	64	3,204	2,535	1,302	1,053	1,123	858	316	177	21	49	12,908
Apr	5,047	1,779	510	222	2,888	2,602	2,486	2,225	575	510	398	287	17	44	19,590
May	5,517	1,871	943	351	1,903	1,442	2,523	2,155	270	277	393	282	22	102	18,051
Jun	4,043	1,011	959	335	1,545	1,325	2,710	3,245	135	189	277	322	20	29	16,145
Jul	2,206	470	747	268	1,307	1,161	1,731	2,685	143	134	162	128	19	44	11,205
Aug	442	175	659	761	2,846	2,518	1,703	2,694	221	200	251	160	11	36	12,677
Sep	161	38	1,059	1,527	5,957	4,439	2,317	1,955	1,195	634	986	360	168	110	20,906
Oct	10	3	903	1,707	5,622	8,197	1,251	1,183	1,354	962	771	212	557	150	22,882
Nov	9	9	351	840	4,664	6,983	644	513	1,310	897	331	120	513	131	17,315
Dec	13	11	168	212	2,427	2,786	328	294	617	571	83	70	255	127	7,962
<b>Total</b>	<b>19,257</b>	<b>6,228</b>	<b>6,500</b>	<b>6,387</b>	<b>36,747</b>	<b>38,309</b>	<b>17,669</b>	<b>18,626</b>	<b>7,737</b>	<b>6,256</b>	<b>4,076</b>	<b>2,195</b>	<b>1,643</b>	<b>863</b>	<b>172,493</b>

\* For the purpose of this table beef cattle are defined as the progeny of bulls of a beef breed.



# SECTION 6

Age profile of Live Exports 2006 for Dairy Cattle\* by month and gender

	0 - 6 weeks		6 wks - 6 mts		6 - 12 mts		12 - 18 mts		18 - 24 mts		24 - 30 mts		30 mts +		Total
	M	F	M	F	M	F	M	F	M	F	M	F	M	F	
Jan	2,356	6	537	1	12	6	0	0	14	18	0	6	0	4	2,960
Feb	8,718	14	260	3	17	3	5	1	11	27	7	33	0	10	9,109
Mar	22,091	34	1,589	11	13	2	22	11	39	51	18	65	0	41	23,987
Apr	17,930	60	3,179	12	15	2	11	16	5	9	25	22	4	22	21,312
May	7,317	56	2,366	23	10	7	1	14	8	11	21	16	0	7	9,857
Jun	3,426	38	1,315	11	15	2	19	16	6	1	14	2	0	2	4,867
Jul	1,210	15	650	12	17	2	13	14	3	0	1	0	0	1	1,938
Aug	250	7	263	3	14	2	8	21	1	8	8	52	0	10	647
Sep	389	1	146	3	43	3	13	18	98	57	62	27	43	19	922
Oct	372	2	68	1	25	3	7	12	107	251	31	19	55	28	981
Nov	1,144	6	169	1	14	9	1	0	22	47	6	3	13	22	1,457
Dec	727	1	199	0	11	5	1	3	22	92	2	18	48	44	1,173
<b>Total</b>	<b>65,930</b>	<b>240</b>	<b>10,741</b>	<b>81</b>	<b>206</b>	<b>46</b>	<b>101</b>	<b>126</b>	<b>336</b>	<b>572</b>	<b>195</b>	<b>263</b>	<b>163</b>	<b>210</b>	<b>79,210</b>

\* For the purpose of this table beef cattle are defined as the progeny of bulls of a dairy breed.

## Chapter 3 disposal of cattle

## SECTION 6

## Destination of Live Exports

Destination	Male	Female	Total
Spain	32,730	38,988	71,718
Italy	40,548	26,331	66,879
Netherlands	50,039	2,490	52,529
Northern Ireland	19,352	8,242	27,594
Belguim	16,105	1,020	17,125
France	11,641	893	12,534
GB	29	1,230	1,259
Greece	839	0	839
Poland	0	623	623
Lithuania	0	84	84
Germany	19	0	19
<b>Total EU</b>	<b>171,302</b>	<b>79,901</b>	<b>251,203</b>
Kosovo	0	194	194
Rwanda	0	139	139
Albania	0	112	112
Switzerland	0	49	49
Botswana	0	6	6
<b>Total Non-EU</b>	<b>0</b>	<b>500</b>	<b>500</b>
<b>TOTAL</b>	<b>171,302</b>	<b>80,401</b>	<b>251,703</b>

## Age Profile of Live Exports 2006 by Breed

	0 - 6 wks	6 wks - 6 mts	6 - 12 mts	12 - 18 mts	18 - 24 mts	24 - 30 mts	30 mts +	Total
FR	64,744	10,483	161	152	711	382	332	76,965
CH	1,065	4,649	35,028	15,174	6,386	2,219	840	65,361
LM	3,495	3,061	24,917	13,095	4,179	2,162	805	51,714
BB	6,540	1,478	7,704	4,394	1,549	699	241	22,605
SI	1,365	726	2,996	1,225	674	344	179	7,509
AA	7,562	1,729	1,686	998	603	445	175	13,198
Other*	2,501	864	2,080	1,092	479	192	126	7,334
HE	4,383	719	736	392	320	286	181	7,017
<b>TOTAL</b>	<b>91,655</b>	<b>23,709</b>	<b>75,308</b>	<b>36,522</b>	<b>14,901</b>	<b>6,729</b>	<b>2,879</b>	<b>251,703</b>

FR: Friesian

HE: Hereford

CH: Charolais

LM: Limousin

SI: Simmental

AA: Aberdeen Angus

BB: Belgian Blue

\* For full list of breeds see appendix



## SECTION 6

### Destination of Live Exports by Age

	0 - 6 wks	6 wks - 6 mts	6 - 12 mts	12 - 18 mts	18 - 24 mts	24 - 30 mts	30 mts +	Total
Spain	17,640	12,526	34,126	7,111	283	31	1	71,718
Italy	2,982	1,655	34,831	22,148	4,236	881	146	66,879
Netherlands	45,797	6,447	137	100	25	8	15	52,529
Northern Ireland	85	328	3,835	6,138	9,405	5,245	2,558	27,594
Belgium	15,139	1,846	69	25	10	15	21	17,125
France	10,011	849	1,332	337	5	0	0	12,534
GB	1	13	13	169	647	372	44	1,259
Greece	0	30	615	176	17	1	0	839
Poland	0	5	337	277	2	2	0	623
Lithuania	0	0	4	17	23	22	18	84
Germany	0	10	8	1	0	0	0	19
<b>Total EU</b>	<b>91,655</b>	<b>23,709</b>	<b>75,307</b>	<b>36,499</b>	<b>14,653</b>	<b>6,577</b>	<b>2,803</b>	<b>251,203</b>
Kosovo	0	0	1	13	70	73	37	194
Rwanda	0	0	0	3	84	19	33	139
Albania	0	0	0	6	40	60	6	112
Switzerland	0	0	0	1	48	0	0	49
Botswana	0	0	0	0	6	0	0	6
<b>Total Non-EU</b>	<b>0</b>	<b>0</b>	<b>1</b>	<b>23</b>	<b>248</b>	<b>152</b>	<b>76</b>	<b>500</b>
<b>TOTAL</b>	<b>91,655</b>	<b>23,709</b>	<b>75,308</b>	<b>36,522</b>	<b>14,901</b>	<b>6,729</b>	<b>2,879</b>	<b>251,703</b>





# CHAPTER 4



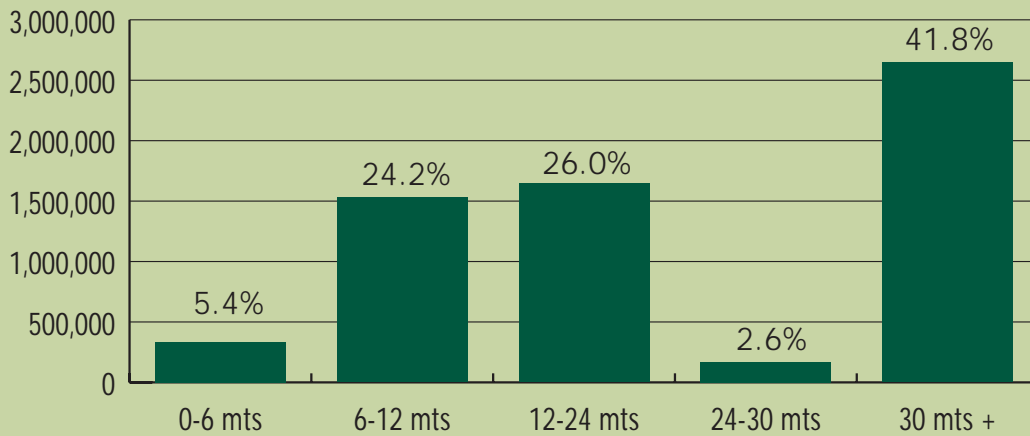
national herd data

# SECTION 1

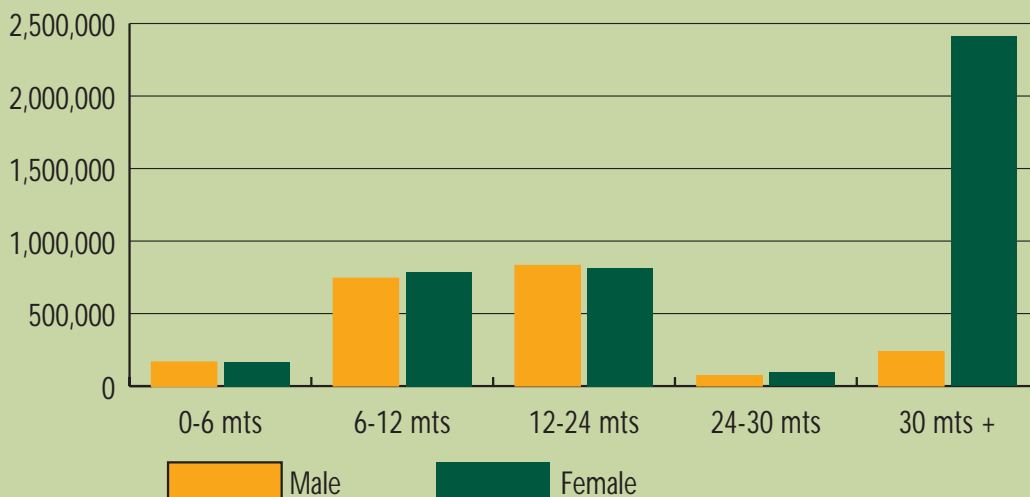
## Age Profile of Live Herd at 31/12/2006 by gender

	0 - 6 mts	6 - 12 mts	12 - 24 mts	24 - 30 mts	30 + mts	Total
Male	166,055	743,867	831,913	72,601	237,068	2,051,504
Female	165,713	786,171	814,556	93,498	2,410,381	4,270,319
<b>Total</b>	<b>331,768</b>	<b>1,530,038</b>	<b>1,646,469</b>	<b>166,099</b>	<b>2,647,449</b>	<b>6,321,823</b>

### Cattle population by age



### Cattle population by age and gender



## SECTION 2

### Age Profile of Live Herd at 31/12/2006 by county

	0 - 6 mts	6 - 12 mts	12 - 24 mts	24 - 30 mts	30 + mts	Total	% of Total
CARLOW	6,805	21,917	28,353	3,686	35,469	96,230	1.52
CAVAN	12,621	54,184	50,724	5,452	100,543	223,524	3.54
CLARE	13,325	68,668	54,619	4,105	124,716	265,433	4.20
CORK	37,273	227,264	237,825	19,695	398,027	920,084	14.55
DONEGAL	10,011	46,823	48,323	4,751	76,932	186,840	2.96
DUBLIN	1,838	4,229	6,941	1,320	9,679	24,007	0.38
GALWAY	24,126	101,774	100,443	10,144	171,674	408,161	6.46
KERRY	14,061	71,186	65,235	4,502	155,069	310,053	4.90
KILDARE	7,768	21,721	38,121	6,678	47,966	122,254	1.93
KILKENNY	13,383	81,196	90,342	7,595	113,213	305,729	4.84
LAOIS	14,029	53,052	69,556	7,912	83,100	227,649	3.60
LEITRIM	5,663	18,673	13,047	1,556	41,449	80,388	1.27
LIMERICK	13,968	89,989	87,143	5,789	160,073	356,962	5.65
LONGFORD	7,103	28,011	30,116	3,171	49,117	117,518	1.86
LOUTH	5,955	14,599	24,552	4,412	31,068	80,586	1.27
MAYO	14,035	67,377	58,592	5,545	118,798	264,347	4.18
MEATH	18,642	52,231	77,233	13,215	109,872	271,193	4.29
MONAGHAN	11,615	47,516	53,481	5,633	83,070	201,315	3.18
OFFALY	12,752	51,340	69,862	6,934	74,301	215,189	3.40
ROSCOMMON	11,371	48,085	49,409	5,062	81,471	195,398	3.09
SLIGO	6,155	28,469	22,590	2,393	52,066	111,673	1.77
TIPPERARY	22,227	151,883	161,575	10,487	215,264	561,436	8.88
WATERFORD	10,268	57,882	58,475	4,876	89,094	220,595	3.49
WESTMEATH	11,559	45,705	55,852	6,590	77,810	197,516	3.12
WEXFORD	14,900	54,391	68,045	9,103	98,937	245,376	3.88
WICKLOW	10,315	21,873	26,015	5,493	48,671	112,367	1.78
<b>TOTAL</b>	<b>331,768</b>	<b>1,530,038</b>	<b>1,646,469</b>	<b>166,099</b>	<b>2,647,449</b>	<b>6,321,823</b>	

## SECTION 3

### Age Profile of Live Herd at 31/12/2006 by Breed

	0 - 6 mts	6 - 12 mts	12 - 24 mts	24 - 30 mts	30+ mts	Total
FR	56,238	304,307	388,784	50,291	1,112,503	1,925,123
CH	88,491	361,436	379,004	36,229	381,423	1,246,583
LM	83,793	305,351	313,728	33,291	372,495	1,108,658
AA	32,019	200,361	184,221	12,287	172,084	600,972
HE	22,214	153,396	151,234	9,775	183,699	520,318
SI	20,043	86,498	98,295	10,174	190,707	405,717
Other*	13,372	64,226	67,141	6,887	142,189	293,815
BB	15,598	54,463	64,062	7,165	79,349	220,637
<b>Total</b>	<b>331,768</b>	<b>1,530,038</b>	<b>1,646,469</b>	<b>166,099</b>	<b>2,647,449</b>	<b>6,321,823</b>

FR: Friesian

HE: Hereford

CH: Charolais

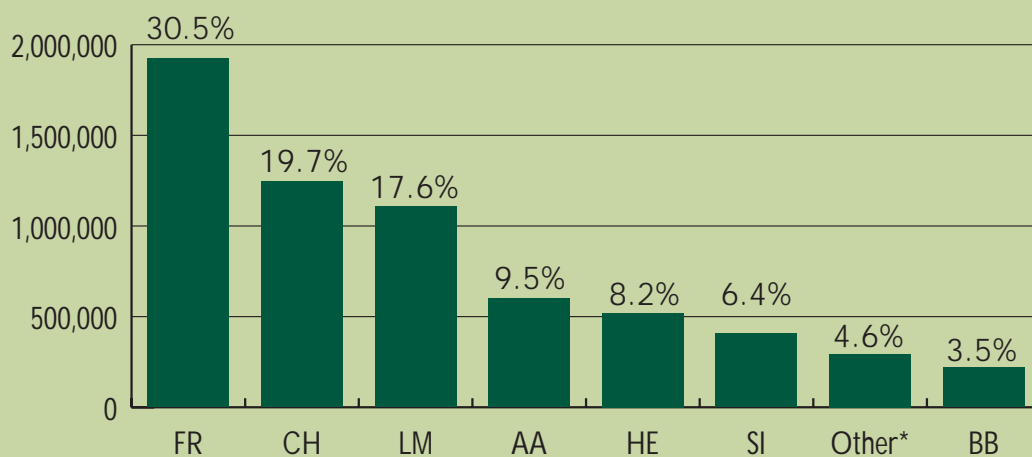
LM: Limousin

SI: Simmental

AA: Aberdeen Angus

BB: Belgian Blue

\* For full list of breeds see appendix



## SECTION 4

### Profile of Live Herd at 31/12/2006 by county and by breed code

	FR	HE	CH	LM	SI	AA	BB	Other*	Total
CARLOW	21,598	6,839	20,272	23,921	7,124	7,321	6,035	3,120	96,230
CAVAN	56,417	12,658	58,727	48,272	11,257	15,653	11,138	9,402	223,524
CLARE	45,414	29,204	60,589	80,599	12,067	12,114	9,724	15,722	265,433
CORK	477,419	88,080	69,768	65,086	48,462	109,994	16,065	45,210	920,084
DONEGAL	27,337	3,606	73,916	32,665	15,437	14,179	8,554	11,146	186,840
DUBLIN	5,564	1,782	6,451	4,024	1,860	1,797	1,435	1,094	24,007
GALWAY	47,662	38,985	106,844	122,367	29,666	32,493	15,912	14,232	408,161
KERRY	145,576	31,393	38,850	32,322	12,667	26,964	7,344	14,937	310,053
KILDARE	25,835	8,605	34,029	24,827	9,716	7,513	5,559	6,170	122,254
KILKENNY	110,224	27,747	50,445	49,862	25,263	25,107	6,803	10,278	305,729
LAOIS	58,488	17,768	51,207	44,546	19,254	17,203	9,013	10,170	227,649
LEITRIM	3,834	3,156	31,440	20,442	5,136	8,105	3,579	4,696	80,388
LIMERICK	162,806	47,943	31,097	36,079	12,730	41,111	6,963	18,233	356,962
LONGFORD	12,824	6,756	43,744	26,557	5,265	12,480	5,768	4,124	117,518
LOUTH	22,501	2,349	18,748	12,721	8,166	5,355	4,478	6,268	80,586
MAYO	31,990	8,137	69,984	63,358	22,978	43,943	11,724	12,233	264,347
MEATH	82,952	16,520	63,552	47,195	14,778	21,896	12,900	11,400	271,193
MONAGHAN	56,993	9,635	50,909	36,619	18,323	12,441	8,827	7,568	201,315
OFFALY	40,360	24,253	49,799	44,655	18,453	19,929	7,924	9,816	215,189
ROSCOMMON	9,439	7,073	71,302	49,114	16,767	26,553	8,626	6,524	195,398
SLIGO	14,312	2,314	28,526	24,606	10,143	18,968	5,495	7,309	111,673
TIPPERARY	216,684	67,166	70,748	83,022	32,368	53,630	10,394	27,424	561,436
WATERFORD	95,960	22,931	25,121	21,411	15,312	24,096	3,893	11,871	220,595
WESTMEATH	32,078	16,644	56,507	39,940	11,209	22,298	8,860	9,980	197,516
WEXFORD	88,781	12,489	37,781	51,546	13,482	14,928	17,046	9,323	245,376
WICKLOW	32,075	6,285	26,227	22,902	7,834	4,901	6,578	5,565	112,367
<b>TOTAL</b>	<b>1,925,123</b>	<b>520,318</b>	<b>1,246,583</b>	<b>1,108,658</b>	<b>405,717</b>	<b>600,972</b>	<b>220,637</b>	<b>293,815</b>	<b>6,321,823</b>

FR: Friesian

HE: Hereford

CH: Charolais

LM: Limousin

SI: Simmental

AA: Aberdeen Angus

BB: Belgian Blue

\* For full list of breeds see appendix

## Chapter 4 national herd data

## SECTION 5

## Profile of Herd Size at 31/12/2006

	Cattle	Herds	Av Herd Size	Analysis of Herd Size				
				< 25	25 - 49	50 - 74	75 - 99	100 +
CARLOW	96,230	1,341	71.8	397	280	203	139	322
CAVAN	223,524	4,957	45.1	2,136	1,222	675	370	554
CLARE	265,433	6,035	44.0	2,496	1,645	857	466	571
CORK	920,084	12,103	76.0	3,461	2,310	1,702	1,324	3,306
DONEGAL	186,840	5,672	32.9	3,622	1,034	416	203	397
DUBLIN	24,007	433	55.4	221	91	27	18	76
GALWAY	408,161	11,577	35.3	5,962	2,982	1,313	598	722
KERRY	310,053	6,618	46.8	3,066	1,442	804	490	816
KILDARE	122,254	1,798	68.0	692	326	236	163	381
KILKENNY	305,729	3,157	96.8	579	537	433	369	1,239
LAOIS	227,649	2,843	80.1	755	554	437	278	819
LEITRIM	80,388	3,217	25.0	2,155	699	200	79	84
LIMERICK	356,962	5,437	65.7	1,798	1,143	764	522	1,210
LONGFORD	117,518	2,440	48.2	965	665	337	204	269
LOUTH	80,586	1,188	67.8	469	213	143	100	263
MAYO	264,347	9,663	27.4	6,052	2,268	771	276	296
MEATH	271,193	3,648	74.3	1,292	720	438	295	903
MONAGHAN	201,315	4,105	49.0	1,617	1,068	522	393	505
OFFALY	215,189	3,083	69.8	879	688	452	337	727
ROSCOMMON	195,398	5,452	35.8	2,616	1,581	662	300	293
SLIGO	111,673	3,690	30.3	2,195	880	316	139	160
TIPPERARY	561,436	6,695	83.9	1,635	1,208	974	803	2,075
WATERFORD	220,595	2,289	96.4	562	348	280	232	867
WESTMEATH	197,516	2,951	66.9	928	671	439	287	626
WEXFORD	245,376	3,240	75.7	904	621	478	348	889
WICKLOW	112,367	1,628	69.0	564	355	196	140	373
<b>TOTAL</b>	<b>6,321,823</b>	<b>115,260</b>	<b>54.8</b>	<b>48,018</b>	<b>25,551</b>	<b>14,075</b>	<b>8,873</b>	<b>18,743</b>



## SECTION 5

### Imported Animals in the Live Herd at 31/12/2006

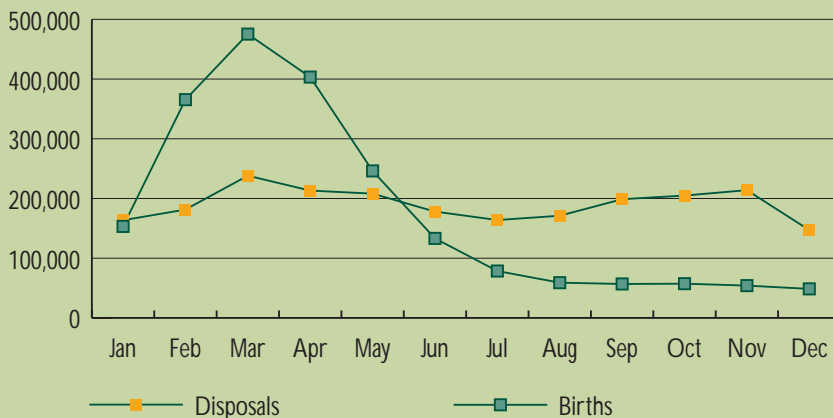
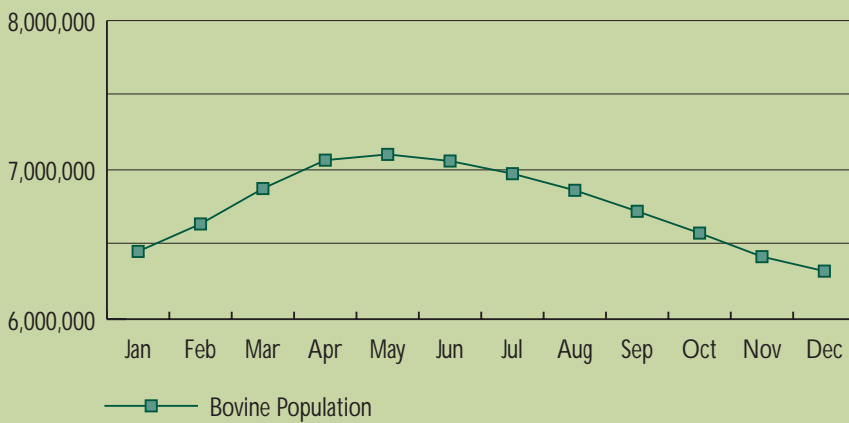
	Male	Female	Total
Austria	5	439	444
Belgium	192	95	287
Germany	6	926	932
Denmark	6	310	316
France	404	4,883	5,287
Italy	17	242	259
Spain		1	1
Sweden	3		3
Switzerland	1	261	262
Norway		389	389
Canada	46	2	48
Netherlands	78	1,415	1,493
UK	628	916	1,544
<b>TOTAL</b>	<b>1,386</b>	<b>9,879</b>	<b>11,265</b>



# SECTION 5

## Bovine Population 2006

	Population	Births	Imports	Disposals	Total	
Start Jan	6,464,038	153,269	1	163,594	6,453,714	End Jan
Start Feb	6,453,714	365,518	34	181,462	6,637,804	End Feb
Start Mar	6,637,804	475,306	61	238,174	6,874,997	End Mar
Start Apr	6,874,997	403,329	101	213,258	7,065,169	End Apr
Start May	7,065,169	246,170	396	208,101	7,103,634	End May
Start Jun	7,103,634	133,163	663	178,074	7,059,386	End Jun
Start Jul	7,059,386	78,529	568	163,928	6,974,555	End Jul
Start Aug	6,974,555	59,029	732	171,121	6,863,195	End Aug
Start Sep	6,863,195	56,861	1,392	198,792	6,722,656	End Sep
Start Oct	6,722,656	57,344	1,576	204,925	6,576,651	End Oct
Start Nov	6,576,651	54,106	1,880	213,947	6,418,690	End Nov
Start Dec	6,418,690	48,638	1,627	147,132	6,321,823	End Dec



# CHAPTER 5



suppliers of CMMS data 2006

## Chapter 5 suppliers of CMMS data 2006

## LIVESTOCK MARTS

<u>Abbeyfeale Mart</u>	<u>Cavan Mart</u>	<u>Loughrea Mart</u>
<u>Ardee Mart</u>	<u>Clifden Mart</u>	<u>Maam Cross Mart</u>
<u>Athenry Mart</u>	<u>Clones Mart</u>	<u>Macroom Mart</u>
<u>Balla Mart</u>	<u>Delvin Mart</u>	<u>Manorhamilton Mart</u>
<u>Ballina Mart</u>	<u>Dingle Mart</u>	<u>Milford Mart</u>
<u>Ballinakill Mart</u>	<u>Donegal Mart</u>	<u>Milltown Mart</u>
<u>Ballinrobe Mart</u>	<u>Dowra Mart</u>	<u>Mohill Mart</u>
<u>Ballinasloe Mart</u>	<u>Dromcollogher Mart</u>	<u>Mountbellew Mart</u>
<u>Ballybay Mart</u>	<u>Drumshanbo Mart</u>	<u>Mountrath Mart</u>
<u>Ballybofey Mart</u>	<u>Dungarvan Mart</u>	<u>Naas Mart</u>
<u>Ballyjamesduff Mart</u>	<u>Edenderry Mart</u>	<u>Nenagh Mart</u>
<u>Ballymahon Mart</u>	<u>Elphin Mart</u>	<u>New Ross Mart</u>
<u>Ballymote Mart</u>	<u>Ennis Mart</u>	<u>Newport Mart</u>
<u>Ballyshannon Mart</u>	<u>Enniscorthy Mart</u>	<u>Portumna Mart</u>
<u>Baltinglass Mart</u>	<u>Ennistymon Mart</u>	<u>Raphoe Mart</u>
<u>Bandon Mart</u>	<u>Fermoy Mart</u>	<u>Rathkeale Mart</u>
<u>Birr Mart</u>	<u>Fethard Mart</u>	<u>Roscommon Mart</u>
<u>Blessington Mart</u>	<u>Gort Mart</u>	<u>Roscrea Mart</u>
<u>Borris Mart</u>	<u>Gortatlea Mart</u>	<u>Scariff Mart</u>
<u>Caherciveen Mart</u>	<u>Granard Mart</u>	<u>Sixmilebridge Mart</u>
<u>Cahir Mart</u>	<u>Headford Mart</u>	<u>Skibbereen Mart</u>
<u>Carlow Mart</u>	<u>Inishowen Mart</u>	<u>Templemore Mart</u>
<u>Carnaross Mart</u>	<u>Kanturk Mart</u>	<u>Thurles Mart</u>
<u>Carnew Mart</u>	<u>Kenmare Mart</u>	<u>Tipperary Mart</u>
<u>Carrick-on-Shannon Mart</u>	<u>Kilcullen Mart</u>	<u>Tralee Mart</u>
<u>Carrick-on-Suir Mart</u>	<u>Kilfenora Mart</u>	<u>Tuam Mart</u>
<u>Carrigallen Mart</u>	<u>Kilkenny Mart</u>	<u>Tullamore Mart</u>
<u>Cashel Mart</u>	<u>Kilmallock Mart</u>	<u>Tullow Mart</u>
<u>Castleblaney Mart</u>	<u>Kilrush Mart</u>	<u>Waterford Mart</u>
<u>Castleisland Mart</u>	<u>Kingscourt Mart</u>	<u>Westport Mart</u>
<u>Castlerea Mart</u>	<u>Listowel Mart</u>	

## LOCAL AUTHORITY ABATTOIRS 2006

Clonmore Meats Ltd., Carlow	Edward Hanley, Cork	John O'Connell, Kerry
Laurence J. Murphy, Carlow	Michael Bresnan, Cork	Michael O' Shea, Kerry
Charles Meyler, Carlow	Patrick Hegarty, Cork	John Burke, Kerry
Fergal Harford, Cavan	Patrick J. Collins, Cork	John F. Ashe, Kerry
Donoghues Foodfare Ltd., Cavan	Criostoir O'Crualaoi, Cork	Kieran Burns, Kerry
Raymond Argue, Cavan	Patrick O'Donoghue, Cork	Tim Sheahan, Kerry
Patrick Gaynor, Cavan	William F. Murphy, Cork	William O'Leary, Kerry
Leonard Lynch, Cavan	Malachy O'Sullivan, Cork	Richard G. Behan, Kerry
Thomas Gaynor & Sons, Cavan	Patrick Mac Sweeney, Cork	James Curran, Kerry
Antony McGurran, Cavan	Michael J. O' Neill, Cork	Peter O'Sullivan, Kerry
Raymond Johnston, Cavan	Patrick Murphy, Cork	Christopher M. Houlihan, Kerry
Robert Richardson, Cavan	Michael O'Keefe, Cork	Benny McDonnell, Kerry
James Smith, Cavan	Timothy D. Cronin, Cork	Timothy C. Hennessy, Kerry
John J. Lennon, Cavan	Thomas Walsh, Cork	James J. Walsh, Kerry
Kevin Francis Heery, Cavan	Edmond Clifford, Cork	Jerry Houlihan, Kerry
John Donnelly, Cavan	Daniel Lordan, Cork	Roger J. O'Sullivan, Kerry
Joseph Kelly, Clare	Tim Murphy, Cork	Pascal Greaney, Kildare
Edward Joyce, Clare	William O'Flynn & Sons, Cork	James & Niall O'Gorman, Kildare
John Kelly, Clare	Richard Walsh, Donegal	James Nolan, Kildare
Denis Corcoran, Clare	Patrick McGettigan, Donegal	Leo Nolan, Kildare
Sean G. Haugh, Clare	Charles Gallagher, Donegal	Patrick Kenna, Kilkenny
Brendan Keane, Clare	Michael McGettigan (Donegal) Ltd.	Patrick Mullins, Kilkenny
Kevin Ryan, Clare	Simon Diver, Donegal	June Prendergast, Kilkenny
Martin Haugh, Clare	Mark Robinson, Donegal	Neil Tynan, Kilkenny
Jerry Nolan, Cork	Cathal McGlynn, Donegal	Gerry O'Brien, Kilkenny
Dan Moloney, Cork	Stephan Kerr, Donegal	Michael Tynan, Laois
Cornelius Cronin, Cork	The National Food Centre, Dublin 15	P. J. Delaney, Laois
John McCarthy, Cork.	Edna Hayes, Galway	Michael Keegan, Laois
Denis McCarthy, Cork	Eugene McEntee, Galway	Michael Dowling, Laois
Eddie Fitzgerald, Cork	Hugh O'Donnell, Galway	Andrew Shiel, Laois
Michael Hehir, Cork	Thomas Lydon, Galway	Pius Hennessy, Laois
Sean O' Sullivan, Cork	John Joe Brady, Galway	Thomas Kenna, Laois
James & Patrick J. Collins, Cork	Burkes Meats Ltd., Galway	Kevin Bracken, Laois
Liam O'Driscoll, Cork	Justin Flannery, Galway	Dermot J. Morris, Laois
Michael Spillane, Cork	Sean Farrell, Galway	John Cahill, Laois
John McCarthy, Cork	Thomas M. Kelly, Kerry	Douglas G. Boyd, Leitrim
William Anthony Jordan, Cork	Stephen J. Cahillane, Kerry	Mary Ellen & Hugh Logan, Leitrim
John Finn, Cork	William C. Burke, Kerry	Sean McMorrow, Leitrim

## Chapter 5 suppliers of CMMS data 2006

## LOCAL AUTHORITY ABATTOIRS 2006

<u>John O'Malley, Leitrim</u>	<u>Eugene Larmer, Monaghan</u>	<u>Patrick Joseph Moloney, Tipperary</u>
<u>Sean Rooney, Leitrim</u>	<u>Gerard &amp; Martin Quinn, Monaghan</u>	<u>Andrew English, Tipperary</u>
<u>Damien Thornton, Leitrim</u>	<u>James Short, Monaghan</u>	<u>John Hogan, Tipperary</u>
<u>Thomas McHugh, Leitrim</u>	<u>Hugh &amp; Patrick J. Maguire, Monaghan</u>	<u>William Gahan, Tipperary</u>
<u>Patrick Creamer, Limerick</u>	<u>John McGuinness, Monaghan</u>	<u>Robert Colm Lewis, Tipperary</u>
<u>Nicholas P. Cooke, Limerick</u>	<u>Dominick Feely, Offaly</u>	<u>Robert Flynn, Waterford</u>
<u>Michael &amp; Frank Burke, Limerick</u>	<u>Paul Boyd, Offaly</u>	<u>Michael McGrath, Waterford</u>
<u>Edmund O'Connor, Limerick</u>	<u>Damian Lynch, Offaly</u>	<u>Anthony Dunphy, Waterford</u>
<u>Denis O'Sullivan, Limerick</u>	<u>Michael Healy, Offaly</u>	<u>Donal O'Reilly, Waterford</u>
<u>Gerard O' Shea, Limerick</u>	<u>William Browne, Offaly</u>	<u>Sean Dunning, Westmeath</u>
<u>Noel Hedigan, Limerick</u>	<u>Benedict Morris, Roscommon</u>	<u>John Horan, Westmeath</u>
<u>Michael O'Rourke, Limerick</u>	<u>Ignatius Gannon, Roscommon</u>	<u>Bernard A. Troy, Westmeath</u>
<u>Denis Greaney, Limerick</u>	<u>Stanley Taylor, Roscommon</u>	<u>Cannon &amp; Cole, Westmeath</u>
<u>Tadgh O'Keeffe, Limerick</u>	<u>Oliver McCabe, Roscommon</u>	<u>Hugh Murray, Westmeath</u>
<u>Sean Fitzgerald, Limerick</u>	<u>Joseph Regan, Roscommon</u>	<u>Joe Tynan, Westmeath</u>
<u>John Campbell, Longford</u>	<u>John Webb, Roscommon</u>	<u>Peter Gillivan, Westmeath</u>
<u>John Casey, Longford</u>	<u>Thomas Hynes, Roscommon</u>	<u>Declan Lenihan, Westmeath</u>
<u>Ronald Rawle, Longford</u>	<u>Patrick Roddy, Roscommon</u>	<u>John Gillivan, Westmeath</u>
<u>Desmond Savage, Louth</u>	<u>Cyril McHugh, Roscommon</u>	<u>Kevin Duncan, Westmeath</u>
<u>Anthony Heffernan, Mayo</u>	<u>Padraig Gilligan, Roscommon</u>	<u>Anthony Gavaqan, Westmeath</u>
<u>Paddy Reilly, Mayo</u>	<u>Patrick G. Burns, Sligo</u>	<u>Ray Mulligan, Westmeath</u>
<u>William Jennings, Mayo</u>	<u>Noel Wynne, Sligo</u>	<u>Camilius Cleary, Westmeath</u>
<u>Sean F. Kelly, Mayo</u>	<u>Paschal Clohosey, Tipperary</u>	<u>James Mortimer, Westmeath</u>
<u>Philip Gibbons, Mayo</u>	<u>Charles Williams, Tipperary</u>	<u>Peter McGuinness, Westmeath</u>
<u>Thomas P. Byrne, Mayo</u>	<u>Edward Lacey, Tipperary</u>	<u>Eugene McCormack, Westmeath</u>
<u>John Moore, Mayo</u>	<u>Jim Farrelly, Tipperary</u>	<u>Christopher Byrne, Wexford</u>
<u>Edward Phillips, Mayo</u>	<u>Thomas Myles, Tipperary</u>	<u>Richard Doyle, Wexford</u>
<u>Gerard &amp; Val McGreal, Mayo</u>	<u>William G. Fitzgibbon, Tipperary</u>	<u>Matt Finn, Wicklow</u>
<u>Anthony Carolan, Mayo</u>	<u>Joseph Hammersly, Tipperary</u>	<u>Wicklow Abattoir Ltd., Wicklow</u>
<u>James Duffy, Mayo</u>	<u>Tom O'Donnell, Tipperary</u>	<u>Anthony &amp; Padraig Farrelly, Wicklow</u>
<u>Seamus Hawkshaw, Mayo</u>	<u>Patrick Walsh, Tipperary</u>	<u>Damien Murphy, Wicklow</u>
<u>Martin Maloney, Mayo</u>	<u>Kevin Dalton, Tipperary</u>	<u>Myles Doyle, Wicklow</u>
<u>James Molloy, Mayo.</u>	<u>Liam Treacy, Tipperary</u>	
<u>James P. Gibney, Meath</u>	<u>Michael Buckley, Tipperary</u>	
<u>William Donnelly &amp; Sons Ltd, Meath</u>	<u>Martin O'Dwyer, Tipperary.</u>	
<u>Michael &amp; Niall Brogan, Meath</u>	<u>Michael &amp; Maurice Whelan, Tipperary</u>	
<u>Michael Coogan, Meath</u>	<u>John O'Dwyer, Tipperary</u>	
<u>Sean Mc Dermott, Meath.</u>	<u>James O'Malley, Tipperary</u>	

**APPROVED EXPORT POINTS 2006**Tullow Mart, CarlowBallyjamesduff Mart, CavanDowra Mart, CavanBandon Mart, CorkMurphy-Hunter, CorkBallyshannon Mart, DonegalMilford Mart, DonegalRaphoe Mart, DonegalLenehans, DublinGort Mart, GalwayHallisseys, KerryCarrick-on-Shannon Mart, LeitrimCarrigallen Mart, LeitrimDrumshanbo Mart, LeitrimManorhamilton Mart, LeitrimMohill Mart, LeitrimCasey's, LimerickBallymahon Mart, LongfordGranard Mart, LongfordLaragh Livestock, LouthBallina Mart, MayoDixons, MayoCarnaross Mart, MeathO'Connell's Lairage, MeathBallybay Mart, MonaghanCastlerea Mart, RoscommonElphin Mart, RoscommonRoscommon Mart, RoscommonBallymote Mart, SligoNenagh Mart, TipperaryRoscrea Mart, TipperaryTLT, WestmeathEnniscorthy Mart, WexfordScallans, Wicklow

## Chapter 5 suppliers of CMMS data 2006

## LICENSED KNACKERIES 2006

Ned Deane, Carlow

Laurence Buggy, Carlow

Colm Mulvaney, Cavan

Kevin Mulvaney, Cavan

James Lambe, Cavan

Vincent Coffey, Clare

Carbery Hunt Kennels, Cork

William Fitzgerald, Cork

The Trustees, Duhallow Hunt, Cork

Liam Duggan, Cork

Bartlemy Road Disposal Service Ltd, Cork

James Barrett Jr., Cork

John Green, Galway

Frank Madden, Galway

Kildare Hunt Club, Kildare

South Kilkenny Foxhounds

Thomas Lawless, Laois

John Styles, Laois

Peter Ward, Limerick

John McGuinness, Longford

LKS Disposals, Louth

Ballymacad Stud, Meath

Meath Hunt Club, Meath

John O'Rourke, Meath

Oldcastle Laboratories, Oldcastle

Ward Union Hunt, Meath

John Costelloe, Offaly

Thomas Rogers, Roscommon

Tipperary Foxhounds, Tipperary

Beechfield Products Ltd, Tipperary

Michael Duggan, Tipperary

Richard Keane, Tipperary

Suir Vale Harriers, Tipperary

Golden Vale Hunt Kennels, Tipperary

David Flanagan, Tipperary

Patrick Morrissey, Tipperary

Nicholas Hannigan, Waterford

K Guinness, Westmeath

Larry Earle, Wexford

**EXPORT APPROVED MEAT PLANTS**

AIBP, Bandon, Cork

AIBP, Cahir, Tipperary

AIBP, Clones, Monaghan

AIBP, Nenagh, Tipperary

AIBP, Rathkeale, Limerick

AIBP, Waterford

Ashbourne Meats, Tipperary

B & F Meats, Kilkenny

Ballaghaderreen Pork, Roscommon

Ballon Meats, Carlow

Bergins, Broadford, Kildare

Dawn Ballaghaderreen, Roscommon

Dawn Ballyhaunis, Mayo

Dawn Meats, Cork

Dawn Meats, Waterford

Dunleavy Meats, Mayo

Eurofarm Foods, Meath

Donegal Meats

Dunbia Meats, Westmeath

Charleville Foods, Cork

Glynn's, Limerick

Honeyclover, Kilkenny

Kepak, Athleague, Roscommon

Kepak, Bandon, Cork

Kepak, Clonee, Meath

Kildare Chilling, Kildare

Liffey Meats, Cavan

Liffey Meats, Hacketstown

Martin Jennings, Mayo

McGavigan Meats, Donegal

Meadow Meats, Laois

Dunbia Meats, Meath

O'Connor Meats, Roscommon

Sean Duffy Ltd, Galway

Slaney Meats, Wexford

Tara Farm Foods, Cavan

## Appendix

## APPENDIX

## OFFICIAL LIST OF BREED CODES

AA	ABERDEEN ANGUS
AK	ANKOLE
AM	AMORICAINE
AN	ANGLER
AU	AUBRAC
AY	AYRSHIRE
BA	BLONDE D'AQUITAINE
BB	BELGIAN BLUE
BE	BEEFALO
BF	WATER BUFFALO
BI	BISON
BL	BLUE ALBION
BP	BRETONNE PIE-NOIRE
BR	BRAHMAN
BS	BROWN SWISS
BT	BALTATA ROMANEASCA
BW	BRITISH WHITE
BZ	BAZADAIS
CB	CANADIAN BLACK
CH	CHAROLAIS
CI	CHIANINA
DE	DEVON
DX	DEXTER
DZ	DWARF ZEBU
EF	EAST FINNISH BROWN
EP	ENGLISH PARK
FE	FRISONA ESPAGNOLA
FR	HOLSTEIN FRIESIAN
GA	GALLOWAY
GB	GRONINGER BLAARKOP
GC	GASCONNE
GL	GLOUCESTER
GS	MURRAY GREY
GU	GUERNSEY
GV	GELBIEH
GY	GAYAL
HE	HEREFORD
HI	HIGHLAND
IM	IRISH MAOL/DROIMEANN
JE	JERSEY
KE	KERRY

## OFFICIAL LIST OF BREED CODES

LH	LONGHORN
LM	LIMOUSIN
LR	LINCOLN RED
LU	LUING
MA	MAINE ANJOU
MH	MARCHIGIANA
MK	MALKEKORTHORN
MO	MONTBELIARDE
MY	MEUSE RHINE YSSEL
NO	NORMANDE
NR	NORWEGIAN RED
OE	OLD ENGLISH
PI	PIEDMONTESE
PT	PARTENAISE
PZ	PINZGUAER
RB	ROTBUNTE
RD	DANISH RED
RE	REGGIANA
RM	ROMAGNOLA
RP	RED POLL
SA	SALERS
SD	SOUTH DEVON
SG	SWISS GREY
SH	SHORTHORN
SI	SIMMENTAL
SL	SHETLAND
SR	SWEDISH RED AND WHITE
ST	STABILISER
SU	SUSSEX
TT	TARANTAISE-TARINA
TY	TYRONE BLACK
VA	VAYNOL
VN	VALDOSTANA NERA
VO	VOSGIENNE
WA	WAGYU
WB	WELSH BLACK
WP	WHITE PARK
WW	WELSH WHITE
YK	YAK
ZE	ZEBU