



While every effort has been made to ensure the accuracy of the data contained within, in view of the volume of statistical data collected as part of agri-food trade statistics, some errors in respect of individual products may occur. Where these anomalies are identified, the Department will liaise with the Central Statistics Office to highlight and amend the information as required.

Key Indicators for Agri-Food Sectors

% of GNI* (Modified Gross National Income)	7.8%
% of Employment	7.9%
% of Merchandise Exports	11.1%

According to the **Census of Industrial Production** the **Food and Beverages Sector** accounts for:

21% of all Industry Turnover

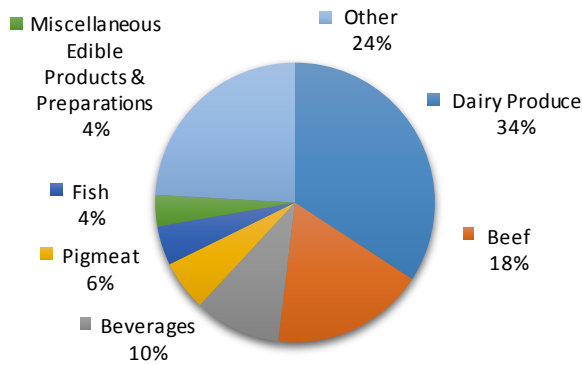
(23% of all Manufacturing Industry Turnover)

22% of all Industry Gross Output

(24% of all Manufacturing Industry Gross Output)

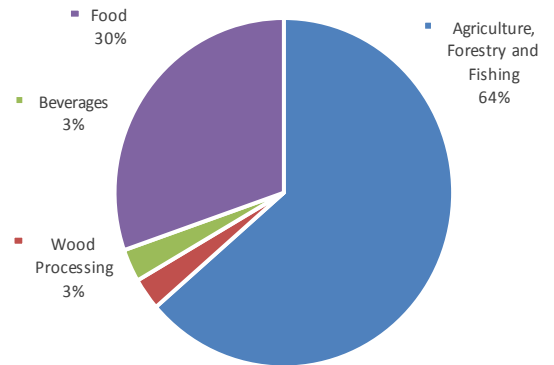
Source: Central Statistics Office

Agri-food exports by type 2017



Employment

Employment in the agri-food sector accounted for 174,400 jobs, 7.9% of total employment, on average in 2017, according to the CSO Labour Force Survey.



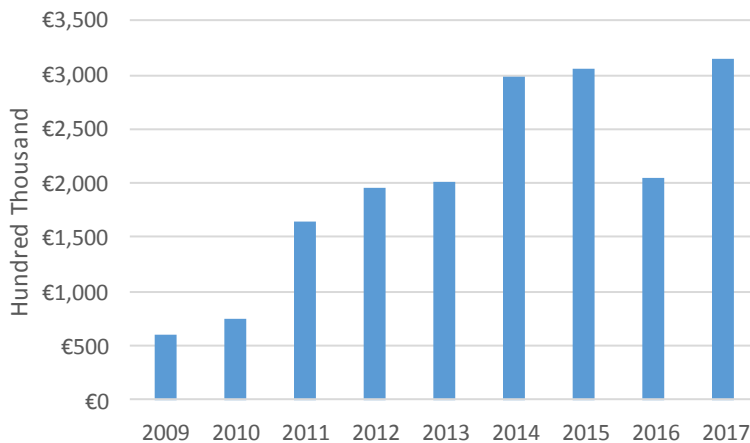
Farm Structures Data for Ireland, 2016

No. of Farms	137,500
<i>of which Family Farms</i>	137,100
Total Agricultural Area	4,455,800
Average Farm Size	32.4 hectares
Family Farm Holders by Age	
<i>Under 35</i>	7,400
<i>65 and over</i>	41,200

Kenya: A key destination for Agri-food exports

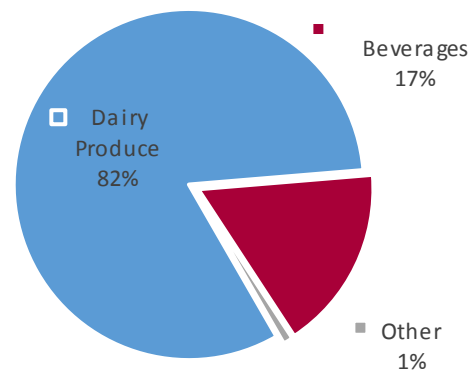
Kenya was the **97th largest destination** for agri-food exports in 2017, with exports totalling approximately **€3 million euro**, a **54% increase** since **2016**.

Irish agri-food exports to Kenya, 2009 - 2017



Source: Central Statistics Office

Top exports to Kenya by category, 2017



Source: Central Statistics Office

Dairy Products was Ireland's main exports to Kenya in 2017, with Dairy exports totalling over €2.5 million accounting for 82% of total exports.

