



While every effort has been made to ensure the accuracy of the data contained within, in view of the volume of statistical data collected as part of agri-food trade statistics, some errors in respect of individual products may occur. Where these anomalies are identified, the Department will liaise with the Central Statistics Office to highlight and amend the information as required.

Key Indicators for Agri-Food Sectors

% of GNI* (Modified Gross National Income)	7.8%
% of Employment	7.9%
% of Merchandise Exports	11.1%

According to the **Census of Industrial Production** the **Food and Beverages Sector** accounts for:

21% of all Industry Turnover

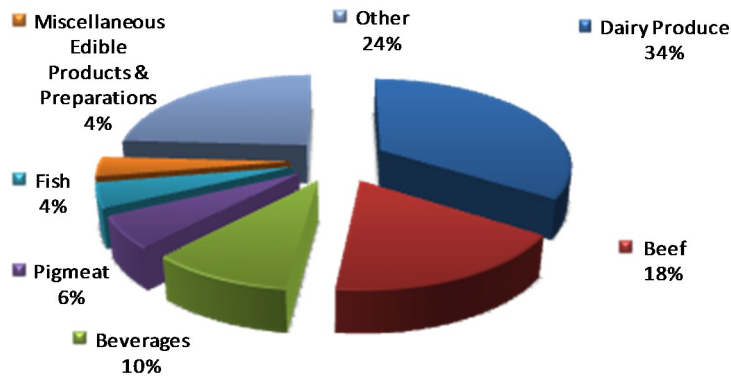
(23% of all Manufacturing Industry Turnover)

22% of all Industry Gross Output

(24% of all Manufacturing Industry Gross Output)

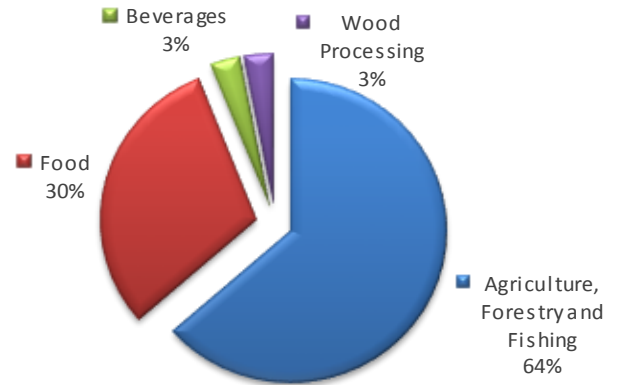
Source: Central Statistics Office

Agri-food exports by type 2017



Employment

Employment in the agri-food sector accounted for 173,800 jobs, 7.9% of total employment, on average in 2017, according to the CSO Labour Force Survey.



Farm Structures in Ireland 2013

Statistic	Relevant Data
Farm Holdings	139,600
Average Farm Size	32.5 Hectares
Family Farm Holders by Age	5.9% < 35; 52.7% > 55

Source: [CSO Farm Structures Survey 2013](#)

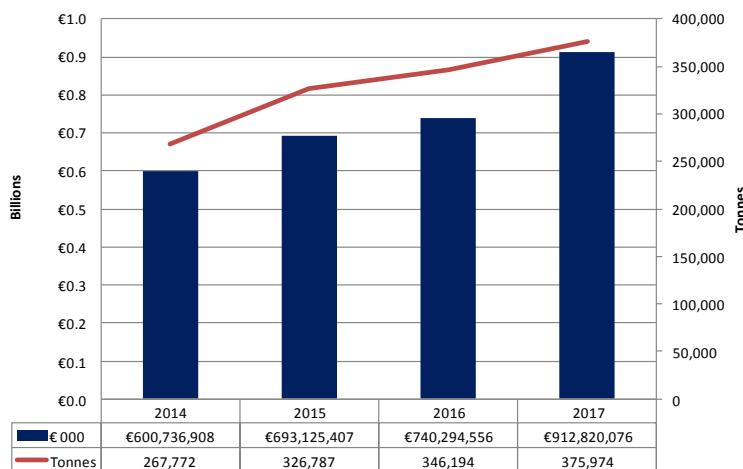
Netherlands: A key destination for Agri-food exports

The Netherlands was the **4th highest market** for Agri-food exports in 2017, with total exports for the year at **€913 million** a **23% increase** on 2016 figures.

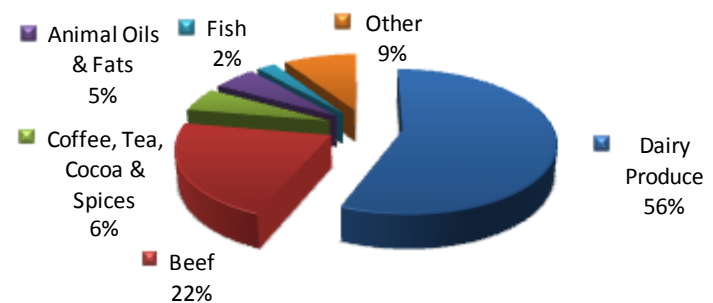
Fresh or Chilled boneless beef makes up **81%** of beef exports

Preparations with a basis of extracts, essences and concentrates of tea or mate makes up **95%** of Coffee, Tea, Cocoa & Spices

Irish agri-food exports with the Netherlands, 2014 - 2017



Top exports to the Netherlands by category, 2017



Animal Fats & Oils exports have increased by **69%** from **€29 million to €49 million** between 2014 - 2017.

Fish exports have increased by **82%** from **€11 million to €21 million** between 2014 - 2017.

Beverage exports have increased by **58%** from **€13 million to €21 million** between 2014 - 2017.

In 2017 the top 5 Agri-food exports to the Netherlands were **Dairy produce, Beef, Coffee, Tea, Cocoa & Spices, Animal Oils & Fats and Fish** accounting for **91%** of exports.

Butter makes up over **33%** of Dairy exports.

