



Key Indicators for Agri-Food Sectors

| | |
|--|-------|
| % of GNI* (Modified Gross National Income) | 7.8% |
| % of Employment | 8.6% |
| % of Merchandise Exports | 10.3% |

According to the Census of Industrial Production the Food and Beverages Sector

accounts for:

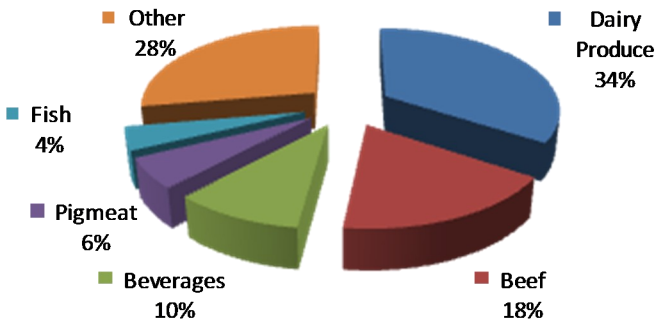
21% of all Industry Turnover

(23% of all Manufacturing Industry Turnover)

22% of all Industry Gross Output

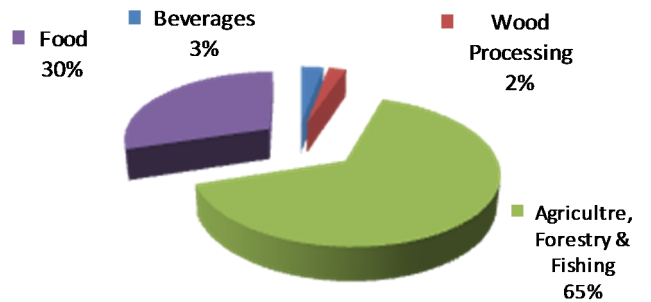
(24% of all Manufacturing Industry Gross Output)

Agri-food exports by type 2017



Employment

Employment in the agri-food sector accounted for 173,400 jobs, 8.6% of total employment, on average in 2016.



Farm Structures in Ireland 2013

| Statistic | Relevant Data |
|----------------------------|--------------------------|
| Farm Holdings | 139,600 |
| Average Farm Size | 32.5 Hectares |
| Family Farm Holders by Age | 5.9% < 35; 52.7% > 55 |

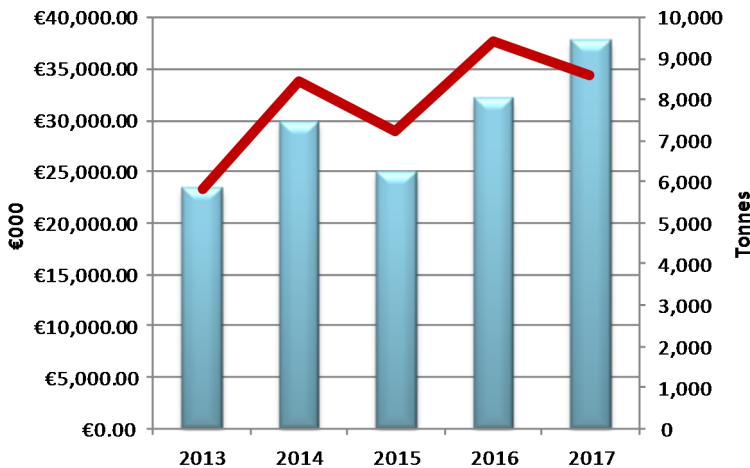
Source: [CSO Farm Structures Survey 2013](#)

Portugal: A key destination for Agri-food exports

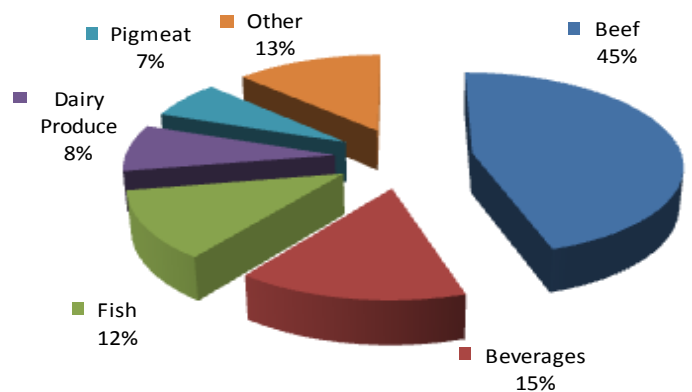
Portugal was the **36th highest market** for Agri-food exports in 2017, with total exports for the year at **€38 million** a 17% increase on 2016 figures.

In 2017 the top 5 Agri-food exports to Portugal were **Beef, Beverages, Fish, Dairy Products, and Pigmeat** accounting for **87% of exports**.

Irish agri-food exports with Portugal, 2013 - 2017



Top exports to Portugal by category, 2017



Ireland's highest value export to the Portugal is Beef

Beef exports were worth over **€17 million** in 2017, 45% of total Agri-food exports to Portugal and a **39% increase** on 2016 figures.

Pigmeat exports have both increased steadily in the past five years with exports increasing by **53%** from **€1.6 million to €2.5 million** between 2016 - 2017.

Fresh or chilled bovine cuts boneless, accounted for **€13.96 million euro**, **82%** of total Beef exports

