



Key Indicators for Agri-Food Sectors

% of GNI* (Modified Gross National Income)	7.8%
% of Employment	8.6%
% of Merchandise Exports	10.3%

According to the **Census of Industrial Production** the **Food and**

Beverages Sector accounts for:

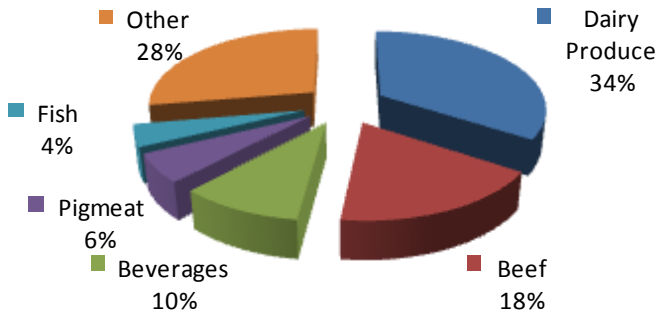
21% of all Industry Turnover

(23% of all Manufacturing Industry Turnover)

22% of all Industry Gross Output

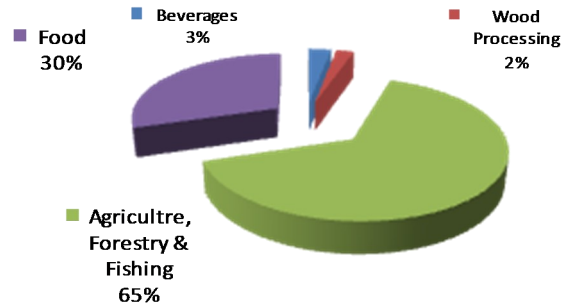
(24% of all Manufacturing Industry Gross Output)

Agri-food exports by type 2017



Employment

Employment in the agri-food sector accounted for 173,400 jobs, 8.6% of total employment, on average in 2016.



Farm Structures in Ireland 2013

Statistic	Relevant Data
Farm Holdings	139,600
Average Farm Size	32.5 Hectares
Family Farm Holders by Age	5.9% < 35; 52.7% >

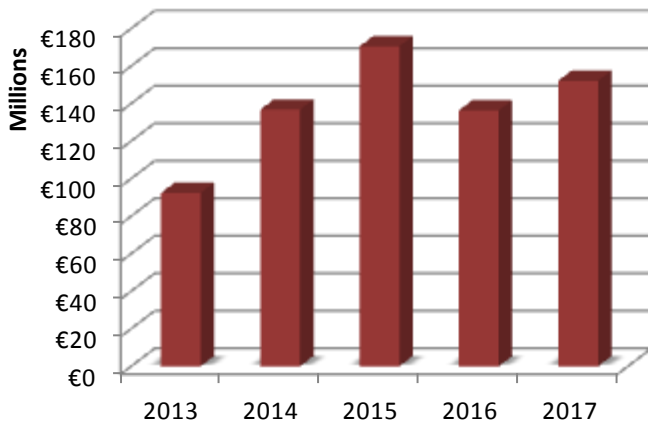
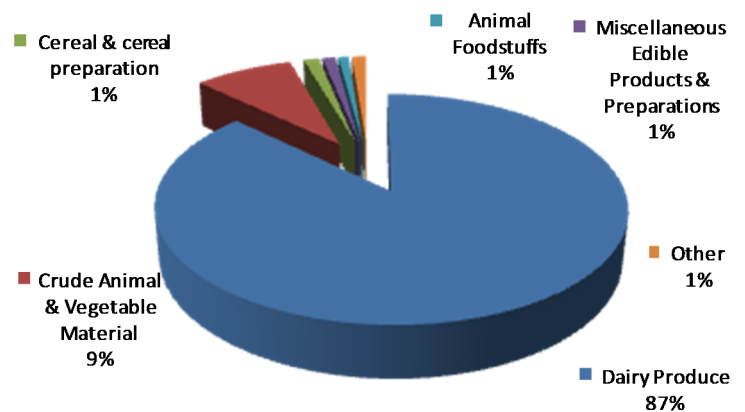
Source: [CSO Farm Structures Survey 2013](#)

Saudi Arabia: A key destination for Agri-food exports

Saudi Arabia was the **12th** highest market for Irish Agri-food exports in 2017. Total Agri-Food exports to Saudi Arabia in 2017 were **€152.2 million** in 2017 a **12%** increase on 2016 figures.

Dairy Produce, Crude Animal & Vegetable Material, Cereals & Cereal preparations, Misc. Edible Products & Preparations and Animal foodstuffs were the top 5 categories exported to Saudi Arabia in 2017, accounting for **99%** of total exports.

Top exports to Saudi Arabia by category, 2017



Ireland's largest export to Saudi Arabia is Dairy Produce.

Dairy Produce exports totalled **€132.6 million** in 2017, **87%** of total exports to the region.

'Food preparations for infant use' accounted for 70% of this value.

Dairy and Crude Animal and Vegetable material exports have both **increased steadily** in the past five years with Dairy exports increasing by 66% from €79.8 million, in 2013 to €132.6 million in 2017 and Crude Animal and Vegetable material exports increasing from €1.1 million to €12.7 million in the same period.

