



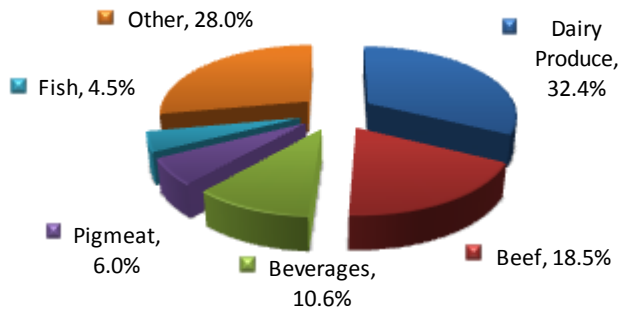
Key Indicators for Agri-Food Sectors

% of GNI* (Modified Gross National Income)	7.8%
% of Employment	8.6%
% of Merchandise Exports	10.3%

According to the **Census of Industrial Production** the **Food and Beverages Sector** accounts for:

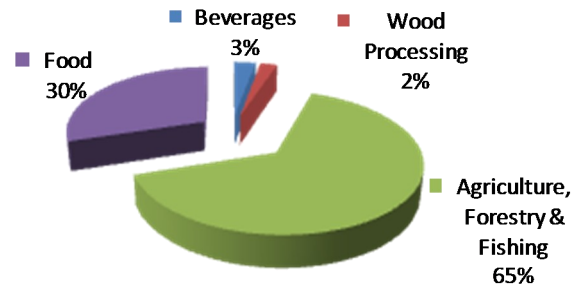
- 21% of all Industry Turnover
- (23% of all Manufacturing Industry Turnover)**
- 22% of all Industry Gross Output
- (24% of all Manufacturing Industry Gross Output)**

Agri-food exports by type 2016



Employment

Employment in the agri-food sector accounted for 173,400 jobs, 8.6% of total employment, on average in 2016.



Farm Structures in Ireland 2013

Statistic	Relevant Data
Farm Holdings	139,600
Average Farm Size	32.5 Hectares
Family Farm Holders by Age	5.9% < 35 52.7% > 55

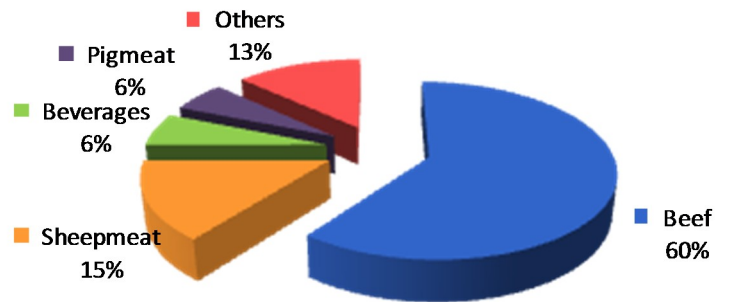
Source: [CSO Farm Structures Survey 2013](#)

Sweden: A key destination for Agri-food exports

Sweden was the **11th** highest market for Agri-food exports in 2016. Total exports to Sweden in 2016 were **€162.5 million** in 2016 a 7% increase on 2015 figures.

Total agri-food exports to Sweden from **January -October 2017** were **€136.5 million**

Beef, Sheepmeat, Pigmeat, and Beverages, were the top 4 categories exported to Sweden in 2016, accounting for **85% of total exports**.



Irish trade with Sweden, 2013 - 2016



Exports of **Sheepmeat** have increased steadily over the last 4 years. In 2016 there was a 29% increase in the value of sheepmeat exports compared to 2015. Jan-Oct 2017 figures indicate sheepmeat increased in value by 13% when compared to the same time period in 2016 to **€22.3 million**.

Ireland's largest export to Sweden is beef.

Beef exports totalled **€96 million** in 2016, almost **60% of total exports**. 'Fresh or chilled boneless beef' accounted for 48% of this value.

Beef exports between January - October 2017 were €81 million a marginal increase on the previous year.

Sheepmeat Exports, 2013 - 2016

