



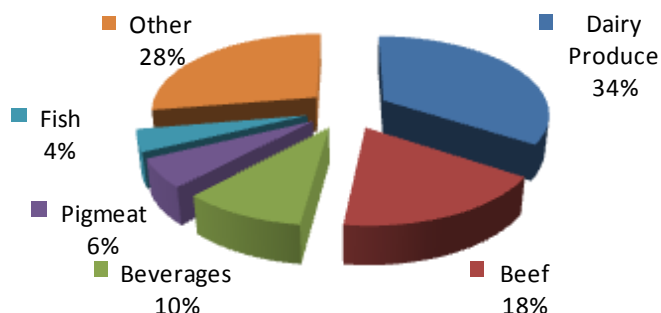
### Key Indicators for Agri-Food Sectors

% of GNI* (Modified Gross National Income)	7.8%
% of Employment	8.6%
% of Merchandise Exports	10.3%

According to the **Census of Industrial Production** the **Food and Beverages Sector** accounts for:

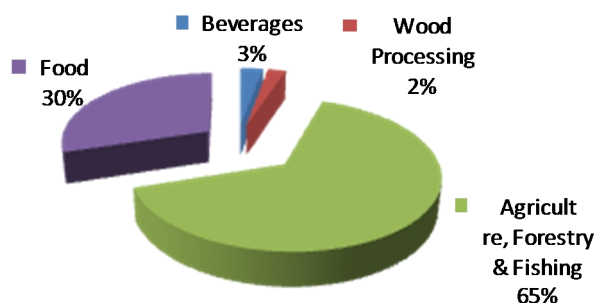
- 21% of all Industry Turnover  
**(23% of all Manufacturing Industry Turnover)**
- 22% of all Industry Gross Output  
**(24% of all Manufacturing Industry Gross Output)**

### Agri-food exports by type 2017



### Employment

Employment in the agri-food sector accounted for 173,400 jobs, 8.6% of total employment, on average in 2016.



### Farm Structures in Ireland 2013

Statistic	Relevant Data
Farm Holdings	139,600
Average Farm Size	32.5 Hectares
Family Farm Holders by Age	5.9% < 35; 52.7% > 55

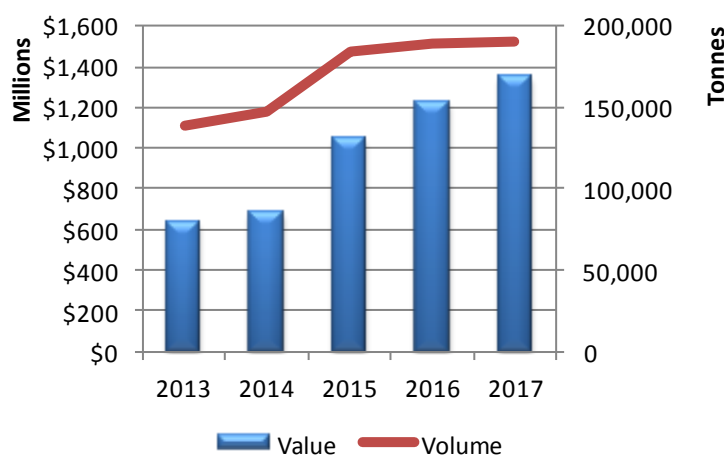
Source: [CSO Farm Structures Survey 2013](#)

### United States: A key destination for Agri-food exports

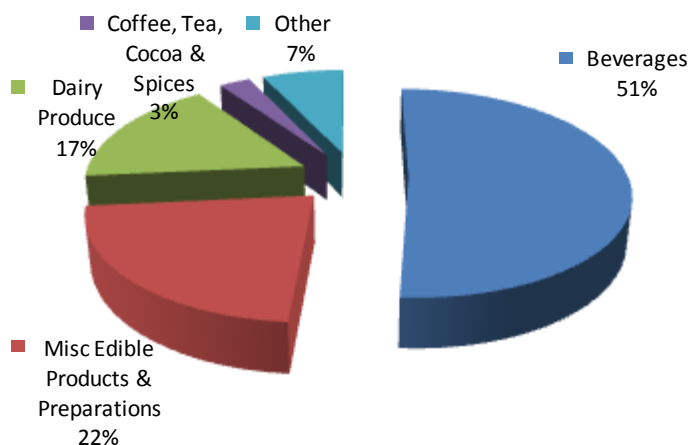
The **United States** was the **2nd highest market** for agri-food exports in 2017, with total exports for the year at **\$1.35 billion**, a 10% increase on 2016 figures.

**Beverages, Miscellaneous Edible Products & Preparations, Dairy Products, and Coffee, Tea, Cocoa and Spices** formed the top 4 export categories for goods destined to the US in 2017, accounting for **93% of exports**.

#### Irish agri-food exports with United States, 2013 - 2017.



#### Top exports to USA by category, 2017



#### Ireland's highest value export to the United States is Beverages.

Worth over **\$690 million** in 2017, **51%** of total agri-food exports to the United States fall under this category.

**Irish whiskey** was the highest value product exported, accounting for **32%** (\$409 million) of total exports.

Beverage and Dairy exports have both increased steadily in the past five years with **Beverage** exports increasing by **65%** from \$419 million to \$690 million between 2013 - 2017.

**Dairy exports** increased by over **90%** in the same period from **\$118 million** in 2013 to over **\$226 million** in 2017.

Note: Conversion rate € to \$ as per ECB 31/12/2017

